



St Johns Park Public School - Year 6, Term 3, Week 4

	Monday	Tuesday	Wednesday	Thursday	Friday
Morning	<p><u>FITNESS:</u></p> <ul style="list-style-type: none"> • 15 high knees • 15 burpees • 15 lunges • 10 planks <p>Repeat these steps 3 times</p> <p><u>Education LIVE</u> Tune in to Education LIVE at 10am for the live stream. If you can't make the live stream, you can watch it after in the "Catch up on Education LIVE videos" section.</p> <p><u>ENGLISH:</u> Word of the day: Grimaced</p> <ul style="list-style-type: none"> - Look-up meaning of the word. - What part of speech is it? (E.g. Noun, verb etc.) - Research the etymology (the origin of the word) - Write two interesting complex/ compound sentences using the word. 	<p><u>FITNESS:</u></p> <ul style="list-style-type: none"> • 15 high knees • 15 burpees • 15 lunges • 10 planks <p>Repeat these steps 3 times</p> <p><u>Education LIVE</u> Tune in to Education LIVE at 10am for the live stream. If you can't make the live stream, you can watch it after in the "Catch up on Education LIVE videos" section.</p> <p><u>ENGLISH:</u> Word of the day: Rigor</p> <ul style="list-style-type: none"> - Look-up meaning of the word. - What part of speech is it? (E.g. Noun, verb etc.) - Research the etymology (the origin of the word) - Write two interesting complex/ compound sentences using the word. 	<p><u>FITNESS:</u></p> <ul style="list-style-type: none"> • 15 high knees • 15 burpees • 15 lunges • 10 planks <p>Repeat these steps 3 times</p> <p><u>Education LIVE</u> Tune in to Education LIVE at 10am for the live stream. If you can't make the live stream, you can watch it after in the "Catch up on Education LIVE videos" section.</p> <p><u>ENGLISH:</u> Word of the day: Indulged</p> <ul style="list-style-type: none"> - Look-up meaning of the word. - What part of speech is it? (E.g. Noun, verb etc.) - Research the etymology (the origin of the word) - Write two interesting complex/ compound sentences using the word. 	<p><u>FITNESS:</u></p> <ul style="list-style-type: none"> • 15 high knees • 15 burpees • 15 lunges • 10 planks <p>Repeat these steps 3 times</p> <p><u>Education LIVE</u> Tune in to Education LIVE at 10am for the live stream. If you can't make the live stream, you can watch it after in the "Catch up on Education LIVE videos" section.</p> <p><u>ENGLISH:</u> Word of the day: Vengeance</p> <ul style="list-style-type: none"> - Look-up meaning of the word. - What part of speech is it? (E.g. Noun, verb etc.) - Research the etymology (the origin of the word) - Write two interesting complex/ compound sentences using the word. 	<p><u>FITNESS:</u></p> <ul style="list-style-type: none"> • 15 high knees • 15 burpees • 15 lunges • 10 planks <p>Repeat these steps 3 times</p> <p><u>Education LIVE</u> Tune in to Education LIVE at 10am for the live stream. If you can't make the live stream, you can watch it after in the "Catch up on Education LIVE videos" section.</p> <p><u>ENGLISH:</u> Word of the day: Contemptuous</p> <ul style="list-style-type: none"> - Look-up meaning of the word. - What part of speech is it? (E.g. Noun, verb etc.) - Research the etymology (the origin of the word) - Write two interesting complex/ compound sentences using the word.

<p>Famous Quote: <i>“Always remember that you are absolutely unique. Just like everyone else.”</i></p> <ul style="list-style-type: none"> ● Research who wrote this quote ● Explain the meaning of this quote <p><u>SPELLING</u> Spelling Focus: Prefixes: pre-, pro- Spelling words: precede, precise, preclude, predict</p> <p>Look, Cover, Write, Check words</p> <p>Find the meaning of unknown words and put them in 2 different sentences.</p> <p><u>READING</u> Read the text, ‘Napping Pod’ and answer the comprehension questions using full sentence answers.</p> <p><u>WRITING</u> Year 6 will continue their learning of Advertising. The following lessons MUST be completed as it is the beginning of Cycle 1 and added to your Google Slide that was created in Week 3.</p>	<p>Famous Quote: <i>“The future belongs to those who believe in the beauty of their dreams.”</i></p> <ul style="list-style-type: none"> ● Research who wrote this quote ● Explain the meaning of this quote <p><u>SPELLING</u> Prefixes: pre-, pro- Spelling words: prescribe, precarious, predicament, preliminary</p> <p>Look, Cover, Write, Check words</p> <p>Find the meaning of unknown words and put them in 2 different sentences.</p> <p>Complete Pencil Work 19, Questions 1 & 2</p> <p><u>READING</u> Read the text, ‘The Poet’s Lament’ and answer the comprehension questions using full sentence answers.</p> <p><u>WRITING</u> Jingles</p> <p>Research: What is a jingle and how does it differ from a slogan?</p>	<p>Famous Quote: <i>“It is during our darkest moments that we must focus to see the light”</i></p> <ul style="list-style-type: none"> ● Research who wrote this quote ● Explain the meaning of this quote <p><u>SPELLING</u> Spelling Focus: Spelling Focus: Prefixes: pre-, pro- Spelling words: previous, protect, process, progress</p> <p>Find the meaning of unknown words and put them in 2 different sentences.</p> <p>Complete Pencil Work 19, Questions 3 & 4 and Word Workout</p> <p><u>READING</u> <u>Colours in Advertising</u></p> <p>View the video: https://www.youtube.com/watch?v=2LLXnUdUIc</p> <p>Answer the following questions in full sentences using the video.</p> <p>1. Why is colour important in design?</p>	<p>Famous Quote: <i>“It is better to fail in originality than to succeed in imitation.”</i></p> <ul style="list-style-type: none"> ● Research who wrote this quote ● Explain the meaning of this quote <p><u>SPELLING</u> Spelling Focus: Prefixes: pre-, pro- Spelling words: provoke, propel, provide</p> <p>Look, Cover, Write, Check words</p> <p>Find the meaning of unknown words and put them in 2 different sentences.</p> <p>Complete Spelling Corner 38 worksheet.</p> <p><u>READING</u> <u>Advertising Strategies</u> Read the information titled, ‘Advertising Strategies’ and answer these questions.</p> <p>1. What are the 7 techniques used in advertising? 2. Why do you think these techniques are important? (Write a brief explanation for each technique.)</p>	<p>Famous Quote: <i>“I failed my way to success”</i></p> <ul style="list-style-type: none"> ● Research who wrote this quote ● Explain the meaning of this quote <p><u>SPELLING</u> Spelling Focus: Prefixes: pre-, pro- Spelling words: proclaim, prohibit, proficient</p> <p>Look, Cover, Write, Check words</p> <p>Complete the prefix: pre worksheet</p> <p><u>READING</u> Read the Text, ‘Harriet Tubman’ and the comprehension questions using full sentence answers.</p> <p><u>WRITING</u> <u>Design a Poster</u> Regular physical activity is an important part of getting healthy and staying healthy.</p> <p>Design your poster using the plan sheet from yesterday.</p>
--	--	---	--	--

Slogans

Watch the video:
<https://www.youtube.com/watch?v=QT16xUFxyOY>

On your Google Slide, add the following information:

1. What is a slogan/tagline?
2. Why do companies use them?
3. Provide 5 to 6 examples of catchy slogans used by companies as a form of advertising. Provide pictures of the products and their slogan.

Do you think you can nail a quiz about catchy company taglines? Have fun with this quiz on Youtube:
<https://www.youtube.com/watch?v=3ddSMiHyL-A>

Watch the videos:
<https://www.youtube.com/watch?v=XB383WkXcqE&t=29s>
<https://www.youtube.com/watch?v=0s5WUubVp4XM&t=2s>
<https://www.youtube.com/watch?v=8AGI2sNelJo&t=2s>

for examples of jingles.

Which companies do these jingles advertise?

Provide 2-3 more examples of successful jingles by providing images or videos to your Google Slide.

Create your own drink using Poster My Wall. Give your drink a catchy name, description and a catchy slogan to match it. Use the snipping tool to insert your finished poster to your Google Slide. Image copied from Google Images.

Example:

2. How do you know what colours look good together?
3. What are the 2 main types of colours?
4. Define these words:
 - a) Hue
 - b) Saturation
 - c) Value
5. What are the five formulas mentioned that are used to the colour Harmony?
6. What do:
 - a) bright colours represent in advertising
 - b) saturated colours

WRITING
Font Styles in Advertising

View the video:

<https://www.youtube.com/watch?v=4cW79vF1mU>

Make a list of all 6 colours which are used in advertising.

Design a 3-4 word by drawing each font and colour it in using the information you have learnt about colour.

WRITING
Draft a Poster

Regular physical activity is an important part of getting healthy and staying healthy.

This task will be complete in two days.

Draft a poster to encourage your fellow classmates to exercise every day. In your draft you will need to consider all the information you have learnt so far in advertising. Think about:

- a) The colours and font style of your poster. Does it suit the theme?
- b) Techniques used to persuade your classmate.

Your draft MUST BE drawn on a piece of blank paper and sent via Seesaw. (Remember it's a draft copy)

Your design can be either hand drawn or complete electronically.

LEMONY TANTALISER



This thirst quenching, mouth watering lemony, watermelony, sweet goodness is not only good for your gut health, but good enough to tantalise your taste buds.

Lemony, watermelony, quite heavenly!

MATHEMATICS

Complete - Maths Mentals
Time yourself, record your time.

Log in *Mangahigh* and complete the activity assigned for the day.

Watch the video below on 'Finding the area of a composite figure' and complete the worksheet attached.

https://www.youtube.com/watch?v=eDicNaX_kU8

MATHEMATICS

Complete - Maths Mentals
Time yourself, record your time.

Log in *Mangahigh* and complete the activity assigned for the day.

Complete Tuesday's worksheet on 'Chance from zero to one.'
Watch the video below for a short recap on the topic.

<https://www.youtube.com/watch?v=GMiAbQ5yUDA>

MATHEMATICS

Complete - Maths Mentals
Time yourself, record your time.

Log in *Mangahigh* and complete the activity assigned for the day.

Watch the video 'Working with Angles' and complete the worksheet attached.

<https://youtu.be/8R-cl6dNjdo>

Drama

Inanimate Characterisation

An inanimate object is a thing that is brought to life like the "Luminere" (the candlestick) in "Beauty and the Beast".

MATHEMATICS

Complete - Maths Mentals
Time yourself, record your time.

Log in *Mangahigh* and complete the activity assigned for the day.

Complete the Polygon Puzzles below. You are welcome to draw the polygons in your book or cut them out and match them.

MATHEMATICS

Complete - Maths Mentals
Time yourself, record your time.

Log in *Mangahigh* and complete the activity assigned for the day.

Complete the worksheet 'Area – Compound shapes'
If needed, rewatch the video from Monday

Sport

Baby Olympics
Watch the following links and enjoy!

https://www.youtube.com/watch?v=x04jgjq_hLI

Middle

	<p><u>HSIE – GEOGRAPHY</u></p> <p>Mapping skills Watch the youtube clip https://www.youtube.com/watch?v=UZaTK7B0doE</p> <p>A look at maps: country maps/ fairy-tale fictional maps. JRR Tolkien https://www.google.com.au/search?q=jrr+tolkien+hobbit+map&safe=strict&biw=871&bih=522&source=lnms&tbm=isch&sa=X&ved=0ahUKEwjU87Cx34HSAhUBkJQKHUaSCpIQ_AUIBigB</p> <p>Discuss: what features do maps have and what do countries need? (Capital cities, states etc.) Record and post your response on Seesaw</p>	<p><u>Sport</u></p> <p>Guess the sport Watch the following link and have some fun before you go outside https://www.youtube.com/watch?v=GSBZWo9DBOY</p> <p>Keeping active through physical activity and sport has many benefits for the body.</p> <p>Go outside and play a sport of your choice for at least 30 minutes.</p>	<p>Exercise 1: Imagine what it would be like if an inanimate object came to life. How would it move? How would it speak?</p> <ol style="list-style-type: none"> 1. Make a list of ideas. 2. Experiment with possible voices and movement ideas. 3. Select ONE of the ideas and develop this into a character. 4. Create a short monologue. 5. Perform and record your monologue on SeeSaw or present your script in writing. <p>Exercise 2: Think of another inanimate character who could have a conversation with your first character.</p> <ol style="list-style-type: none"> 1. Create a short scene between these two characters. 2. Record your work and share on SeeSaw or present your script in writing. <p>BE CREATIVE and HAVE FUN!</p>	<p><u>Science</u></p> <p><u>Task 3 – What are meteoroids, asteroids and comets?</u></p> <p>Refer to the worksheet provided</p>	<p>https://www.youtube.com/watch?v=0pJU3jm0zkI</p> <p>Keeping active through physical activity and sport has many benefits for the body.</p> <p>Go outside and play a sport of your choice for at least 30 minutes.</p>
Break	Break	Break	Break	Break	Break
Afternoon	<p><u>Science</u></p> <p><u>Task 1 - Quiz</u> Refer to the worksheet.</p> <p><u>Task 2 - Sky Viewing</u> Observe the movement of the Sun in the sky and illustrate</p>	<p><u>Visual Arts</u></p> <p>To make a flower vase/collage</p> <p>Watch the website below:</p>	<p><u>HSIE – GEOGRAPHY</u></p> <p>Mapping skills</p> <p>Watch the YouTube clip https://www.youtube.com/watch?v=7Bt1UgwEUIQ</p>	<p><u>DANCE</u></p> <p>Les Mills BORN TO MOVE 8-12 year old class Leisure World Colchester - YouTube</p> <p>Les Mills BORN TO MOVE 8–12-year-old class (20mins)</p>	<p><u>Personal Development/Health</u></p> <p><u>Healthy Habits</u></p> <p>Watch the video below titled ‘Healthy Habits’</p>

<p>what you see from a common location at different times of the day. DO NOT look directly at the Sun as this can hurt your eyes.</p> <p>Record the time of the observation and its location using a drawing or photo. Return to the exact position one hour later and repeat the exercise. Repeat this until you have made 4 observations in total. You may observe the Moon instead of the Sun if it is visible in the sky during the day.</p> <p>Write a short explanation under your drawings or photos describing the movement of the Sun, Moon and stars.</p> <p>Optional: Visit Stellarium to view the sky in real-time. https://stellarium-web.org/</p>	<p>How to Make Collage for Beginners Flower Vase Collage कैसे बनाएं - Bing video</p> <p>*If you don't have magazines, you can get white paper and use texta, coloured pencils to create the colour of your flowers and do a collage with it. Be creative!</p> <p>Upload your flower vase collage to Seesaw.</p>	<p>Mapping skills: border, scale, title, North point etc.</p> <p>Demonstration of mapping skills: Create a map of our school, including the main areas such as the office, canteen, hall, AV room, Library, COLA, Preschool, Carparks, Basketball court, etc.</p>	<p>Brain Breaks - Action Songs for Kids - Body Boogie Dance - Kids Dance Songs by The Learning Station - YouTube</p> <p>Body Boogie Dance - Kids Dance Songs by The Learning Station</p> <p>Watch. Either record yourself or write a small summary of your experience</p>	<p>Please take notes of the key points of information</p> <p>https://www.youtube.com/watch?v=dhpCdqOtuJ0</p> <p>List five foods we should have a lot of and five foods we should limit</p> <p>How much sleep should we have on average per night and why?</p> <p>List five reasons why our sleep can be affected.</p> <p>What are some healthy habits you and your family follow?</p> <p>Create a poster on paper or use technology to promote 'Healthy Habits' to others. Make it colourful and informative. Please upload to Seesaw when you have completed your work.</p>
---	---	---	---	--

Monday - Reading

NightyNite Napping Pod

NIGHTYNITE

NAPPING POD

YOUR PERSONALISED SLEEPING APPLIANCE!

Imagine having the equivalent amount of rest as a full night's sleep in just 20 minutes!

ONLY \$99.99*
*per month, for 24 months

Using the NightyNite Napping Pod for extended periods may cause sleeplessness. Limit use to 20 minutes per week.

Simply enter into the easy to use, touch-screen display how long you would like to nap.
Hop in and lay down on the cloud-like NightyNite Nano Foam mattress as the entrance panel slowly encases you in a calming cocoon.
Drift into a blissful, deep sleep as the NightyNite gently rocks back and forth while the patented 3D audio system plays soothing ocean sounds.
What are you waiting for? Start having the quality sleep you've been dreaming of today!

Fictional product only.

Literal Comprehension

1. What is the name of this product?
2. What does the product do while you are laying inside?
3. What can the product cause if used for extended periods?

Inferential Comprehension

4. Why might the advertiser have chosen to describe the NightyNite Nano Foam mattress as cloud-like?
5. What evidence can you find that the NightyNite Napping Pod should not be used very often?

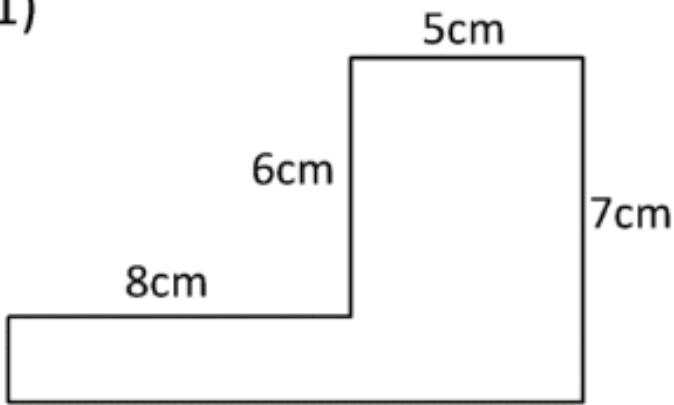
Evaluative Comprehension

6. Would you like to use the NightyNite Napping Pod? Give detailed reasons for your answer.

Monday - Mathematics

AREA AND PERIMETER OF RECTILINEAR SHAPES

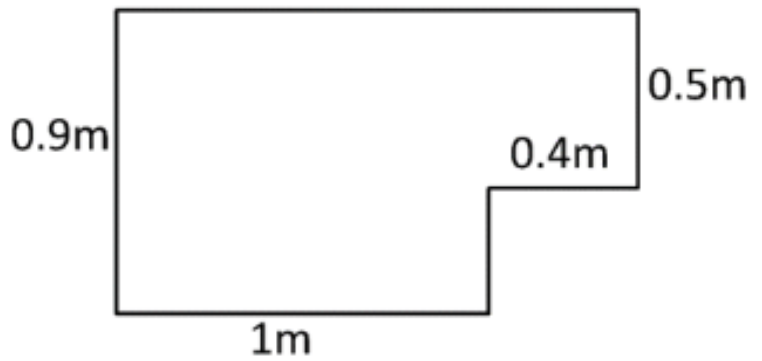
1)



Area = _____ square cm (cm^2)

Perimeter = _____ m

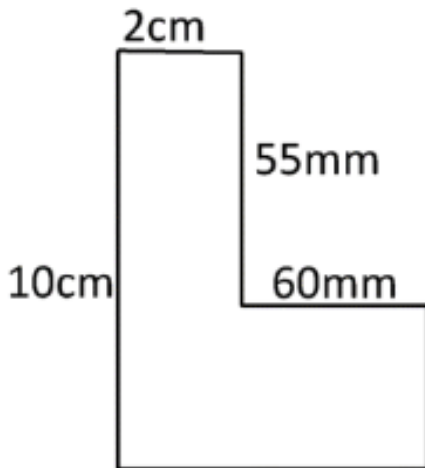
2)



Area = _____ square m (m^2)

Perimeter = _____ mm

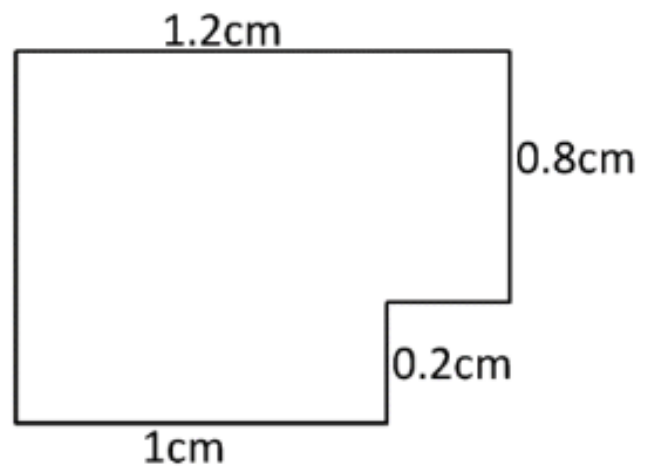
3)



Area = _____ square cm (cm^2)

Perimeter = _____ cm

4)



Area = _____ square cm (cm^2)

Perimeter = _____ cm

Monday – Science

Inquiry Focus: What is our solar system and what features does it have?

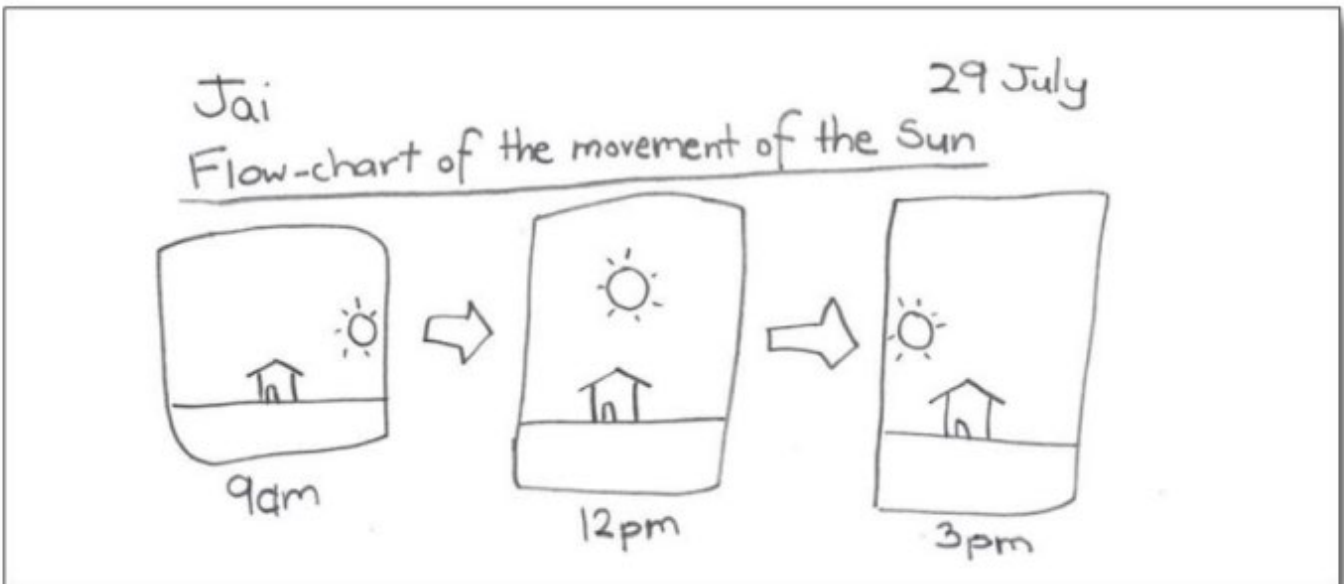
Task 1 - Quiz

Using your prior knowledge, answer the following questions. Write full sentence answers in your book.

1. **How long does it take for planet Earth to orbit the sun?**
2. **How does the Earth move as it slowly orbits the Sun?**
3. **How long does it take for Earth to rotate on its axis?**
4. **What causes day and night?**
5. **What causes the seasons?**
6. **How does the moon move?**
7. **How long does it take for the moon to orbit Earth?**
8. **Does the moon emit light?**
9. **Do stars emit light?**
10. **What name do we give the collection of eight planets and their moons in orbit around the sun?**
11. **Sol' is a Latin term for the word...**
12. **What other naturally occurring objects exist in space?**
13. **What human-made objects exist in space?**
14. **What is the largest naturally occurring object in the Solar System?**
15. **True or False? Our Solar System is part of the Milky Way Galaxy.**

Task 2 - Sky Viewing

Examples of drawings:



Tuesday - Reading

The Poet's Lament

The Poet's Lament

Oh why do we have to write poems?
Such a ludicrous waste of my time!
There are so many ways to express an idea
Without using rhythm or rhyme.

Similes, metaphors, symbols and sounds,
Assonance and alliteration.

So many words that I don't understand
All contributing to my frustration!

And what about all the ridiculous rules
For each line, each verse and each word?
There must be a much less tiresome way
To have all of my sentiments heard.

I want to express how I'm feeling,
But a poem is just not the way.
What if you think I sound silly or wrong
And you don't understand what I say?

So please, don't make me write poems!
It's clearly a waste of my time.
I'll find other ways to express my ideas
Without using rhythm or rhyme.

Stephanie Mulrooney

Literal Comprehension

1. What is the poet's opinion about writing poems?
2. What is contributing to the poet's frustration?
3. What does the poet think might happen if she tries to write a poem?

Inferential Comprehension

4. In the third verse, what ridiculous rules about poetry might the poet be referring to?
5. The poet has written her complaints about poetry as a poem. What is the effect of this?

Evaluative Comprehension

6. Do you feel sorry for the poet when reading this poem? Give detailed reasons for your answer.

Tuesday - Spelling

TERM 3 LESSON 19

PENCIL WORK 19

Name: _____



Write these words.

pre _____
en —————> vious _____
de —————> _____

pro _____
ac —————> cess _____
re —————> _____

pro _____
re —————> claim _____
dis —————> _____

pre _____
de —————> scribe _____
in —————> _____



Complete these words.

He was proclaim _____ king of the north lands.

The doctor prescribe _____ bed rest and plenty of fluids.

They lined the streets to watch the carnival process _____.

Seaweed became entangled in the boat's propel _____.

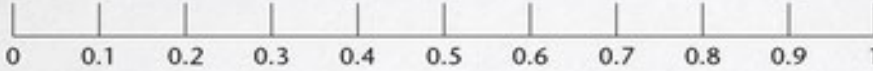
Our makeshift shelter gave us protect _____ from the fierce, icy winds.

Tuesday – Mathematics

11

Chance from zero to one

Events that are certain to happen are given a probability of 1.
 Events that will never happen are given a probability of 0.
 Events that could happen are rated between 0 and 1.



7 Rate the likelihood of these things happening on a scale from 0 to 1.

	Event	Scale
a	The Prime Minister visits your house tonight.	
b	A newborn baby is a boy.	
c	A spinner with 10 equal spaced numbers lands on 7.	
d	I will be breathing in 10 seconds.	
e	I toss a coin and it lands on heads.	
f	A person has blue eyes.	
g	A teacher is over 3 m tall.	



8 Describe an event to match each likelihood.

- a 0 _____
- b 0.3 _____
- c 0.5 _____
- d 0.9 _____
- e 1 _____

9 Use the scale of 0 to 1 to rate the likelihood of green being the winning colour on these spinner wheels. The first one has been done for you.

a b c d e f

0.5

Wednesday – Spelling



3 Match the verbs with their nouns and meanings.

provoke	prescription	order for use as treatment
precise	propeller	skilled, expert, accomplished
proficient	provocation	exact, correct, specific
prescribe	precision	drive forward, push, shove
propel	proficiency	make angry, irritate, goad, annoy



4 Build new words. *Note pronunciation.*

un + predict + able _____	preced(e) + ent _____
previous + ly _____	prohibit + ive _____
proficien(t) + cy _____	protect + ive _____
im + precise _____	procla(i)m + ation _____
progress + ive _____	process + ion _____



Word Workout

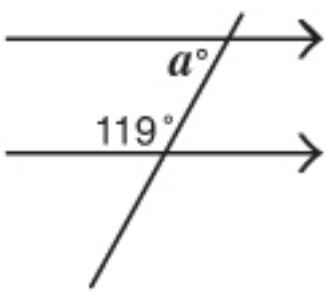
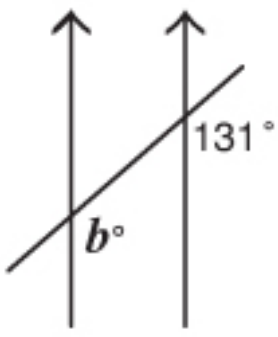
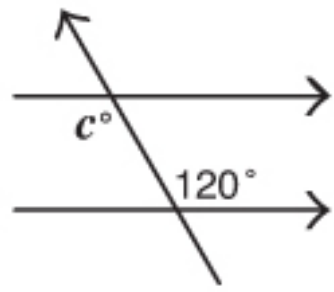
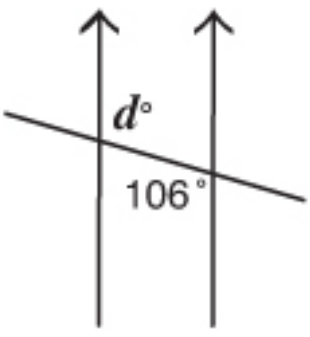
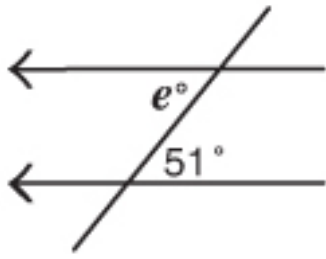
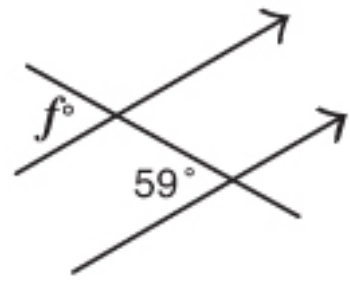
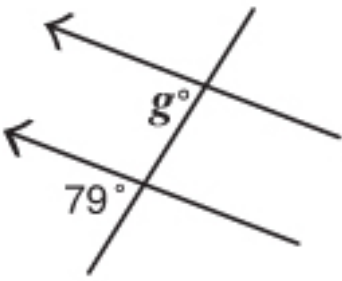
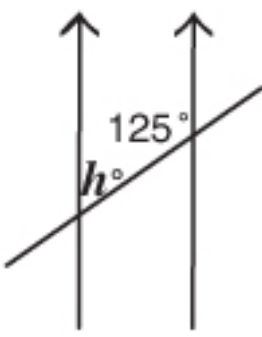
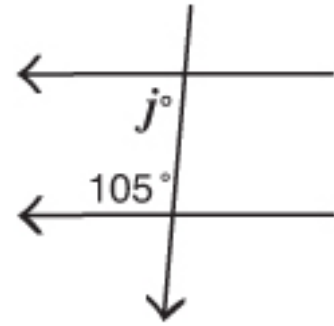
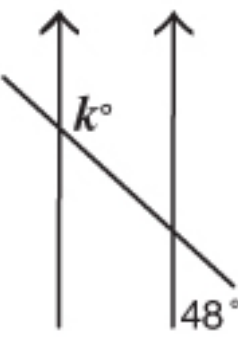
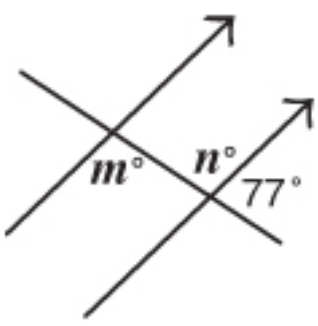
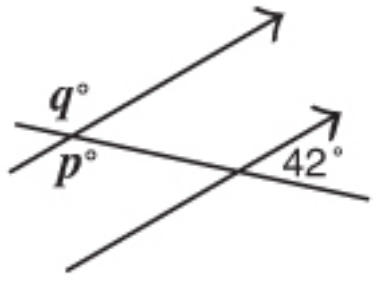
Write for five minutes. Do not stop. Do not speak.

List the provisions you would need for a camping trip.

Wednesday – Mathematics

Task: Find the missing angle in each question and explain the reason for your answer.

For example: $W = \underline{\hspace{2cm}}$ (alternate angle). Refer back to the video if needed.

Thursday – Spelling

TERM 3 LESSON 19



Be a word builder.

SPELLING CORNER **38**

progress $\left\{ \begin{array}{l} \text{ive} \text{ _____} \\ \text{ion} \text{ _____} \end{array} \right.$

process $\left\{ \begin{array}{l} \text{or} \text{ _____} \\ \text{ion} \text{ _____} \end{array} \right.$

protect $\left\{ \begin{array}{l} \text{ion} \text{ _____} \\ \text{or} \text{ _____} \end{array} \right.$

prohibit $\left\{ \begin{array}{l} \text{ion} \text{ _____} \\ \text{ive} \text{ _____} \end{array} \right.$

precede $\left\{ \begin{array}{l} \text{ent} \text{ _____} \\ \text{ence} \text{ _____} \end{array} \right.$

predict $\left\{ \begin{array}{l} \text{ion} \text{ _____} \\ \text{able} \text{ _____} \end{array} \right.$

product $\left\{ \begin{array}{l} \text{ion} \text{ _____} \\ \text{ive} \text{ _____} \end{array} \right.$

Thursday - Reading

ADVERTISING STRATEGIES

Celebrity Endorsements

Consider the admirable qualities of a particular celebrity and encourage the audience to transfer their admiration for the particular actor, musician or sports star to the product.

Funny

Make the audience laugh so that when they remember the ad, they associate positive feelings with the product.

Individuality

Encourage the audience to celebrate their own style or rebel against what others are doing. This strategy is useful when you want to persuade the audience that the product is cool, stylish or unique.

Band Wagon

Pick words that persuade the audience to buy the product because everybody else does. The audience might buy the product because they want to fit in.

Comparison

Compare your product to an inferior option.

Emotions

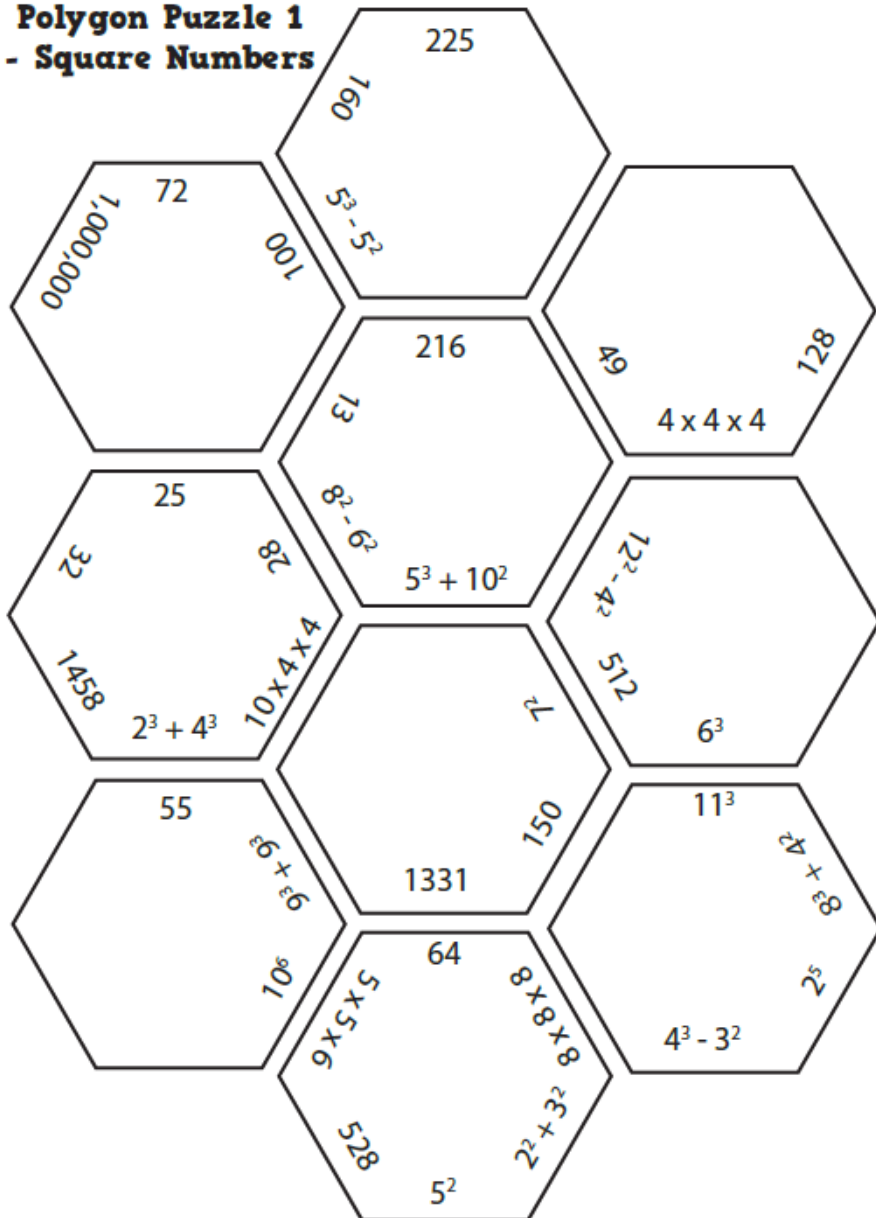
Use words that make the audience feel certain emotions, such as excitement, sadness or fear.

Glitter

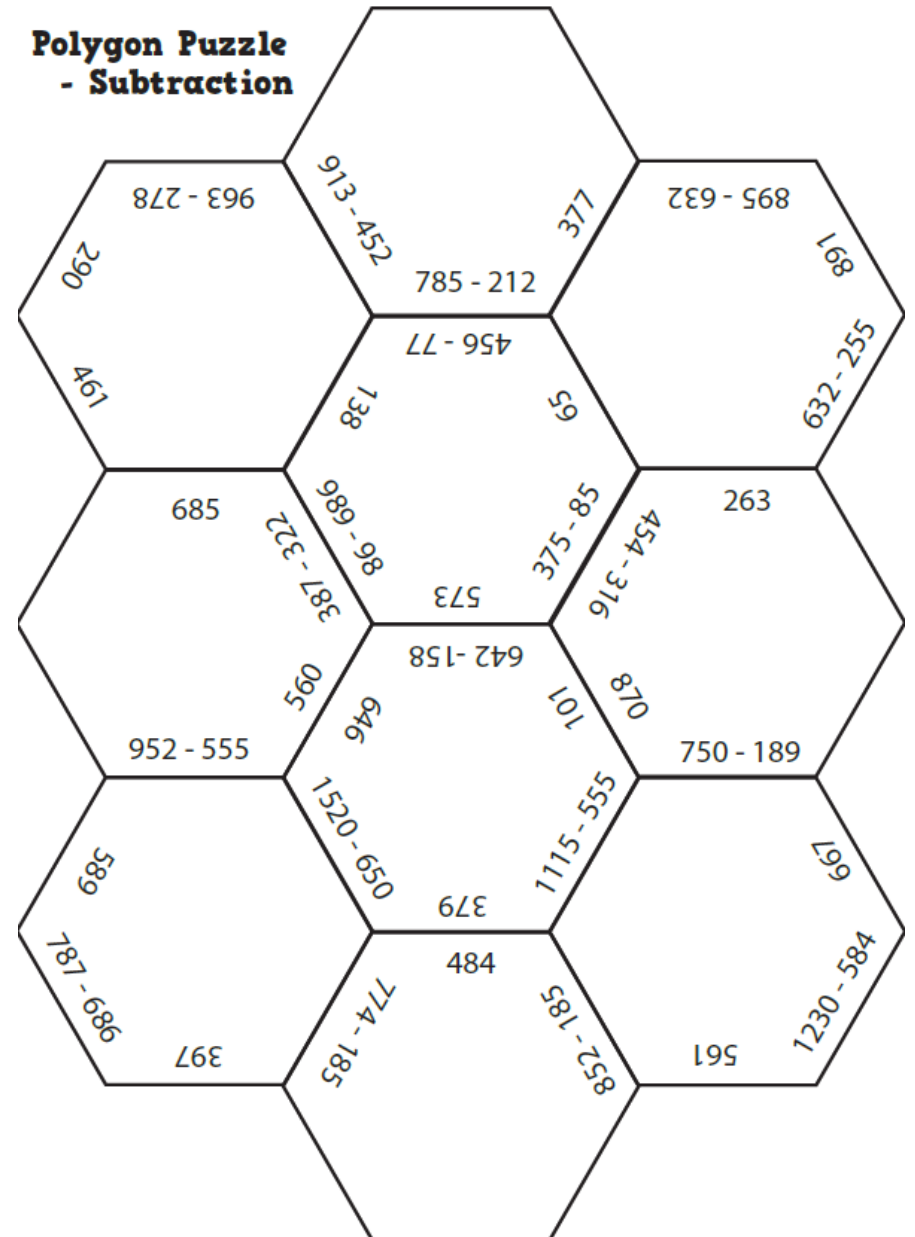
Use words that have a positive meaning for the audience. They may associate the words with the product.

Thursday – Mathematics

**Polygon Puzzle 1
- Square Numbers**



**Polygon Puzzle
- Subtraction**



Thursday – Science

Task 3 – What are meteoroids, asteroids and comets?

Research information to complete the following table:

	Meteoroids	Asteroids	Comets
Composition (What are they made from)			gas, dust and ice
Size		from 6 metres to 900 kilometres in diameter	
Movement (How and where do they move?)		revolve around the sun	
Formation (When and how were they formed?)	debris from collision of asteroids in the asteroid belt		
Interesting fact(s)			

Friday - Spelling


Prefixes: pre-

Complete the sentence by adding in the correct word from the box.

Prefix *pre-* means *before*.

preview preheat prebook predict
prepare pretest premade prepaid

1. So that the Miller family did not have to wait in line at the theme park, they decided to _____ all their tickets online.
2. Rachel won a radio competition to attend the _____ of Hollywood's latest film.
3. At the start of a new topic, Mrs. Yates gives her class a _____ to find out what her students already know.
4. Grandma said the secret to her delicious cookies is to _____ the oven for 30 minutes before putting in the dough.
5. A group of meteorologists _____ that this year will be the hottest year on record.
6. To _____ for their trip to the snow, Joel's family went to the ice rink every Saturday.
7. When we go camping, we take a packet of _____ hot chocolate mix to enjoy with marshmallows by the fire.
8. Mr. Kelly saved money by buying his smart phone out-right and going on a _____ plan.



Friday - Reading

Harriet Tubman

Harriet Tubman was born around 1820 in Maryland in the United States. She was born into slavery, as her mother was already a slave. Harriet's father was also a slave, but was freed at the age of 45 due to his owner's wishes after his death.

Harriet's Early Life

Harriet's real name was Araminta Harriet Ross. She had a very hard life working as a field hand slave in the plantation fields every day in the burning sun. She was often whipped and beaten. Once, a lead weight was thrown at her and it hit her head. After this, she suffered terrible headaches and developed narcolepsy, which she had for the rest of her life.

Growing up

In 1844, Araminta married a free black man called John Tubman. It was around this time that Araminta changed her name to Harriet.

Harriet escaped slavery with two of her brothers. She decided to leave after her owner died. She left Maryland with her brothers on 17th September, 1849. Her husband would not leave with her.

**Born**

Around 1820

Died

10th March, 1913

Age

Approximately 93 years old

Narcolepsy

An illness where the sufferer falls asleep very suddenly at any time in the day, whatever they are doing.

However, once they had left her brothers had second thoughts, so Harriet made sure they got safely back to the plantation and she left again, heading for Pennsylvania, which was a free state.

Escape

Harriet used the Underground Railroad to travel nearly 140km to Pennsylvania. She crossed to the free state with a great feeling of relief. She said,

“I found when I crossed that line, I looked at my hands to see if I was the same person. There was such a glory over everything; the sun came like gold through the trees, and over the fields, and I felt like I was in Heaven.”

Harriet’s Mission

Harriet made it her mission to rescue her family and friends from living in slavery. Over the following years, risking her own life, she returned to Maryland at night to guide her parents, siblings and others to safety.

A reward was set for anyone who captured her. By 1860, she had returned to the plantation 19 times and saved over 300 people from slavery. She earned the nickname ‘Moses’, as she was compared to the man in the Bible who led slaves to freedom.

Harriet would carry a gun with her for defence and she was not afraid to show it to enemies on her many trips. She was proud that she had never lost anyone or allowed them to turn back. She always had her faith in God.

Harriet’s Achievements

Harriet saved over 1000 people. During the American Civil War, she became a nurse and spy. She passed information onto Colonel Montgomery and became a leader of corps of local black people. She had very little money, so earned her living through selling pies, gingerbread and root beer.

After the war, she returned to Auburn in New York and helped free black people begin their new lives. She turned her home into the Home for Indigent and Aged Negroes, where her parents and many others lived their last days.

She was a poor woman and contracted pneumonia. Unable to pay for medicine, she died in 1913, aged around 93.

Harriet had shown such courage and care for others, and not thought about the danger she was in herself. She had saved so many lives and changed people’s minds about slavery. She made them see it was wrong, and helped slaves see themselves as people with self-worth.

Harriet Tubman Questions

Answer the questions in full sentences.

1. Where was Araminta born?

2. How did Araminta develop narcolepsy?

3. Why did Harriet want to escape from the plantation?

4. Who went with Harriet the first time she escaped from the plantation?

5. How did Harriet get to Pennsylvania?

6. What did she do the moment she crossed the line to Pennsylvania?

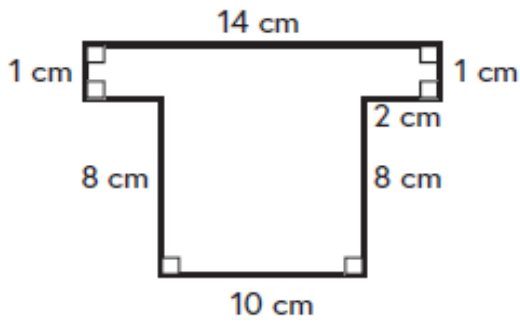
7. In your own words, explain what Harriet's mission was.

Friday – Mathematics

AREA – COMPOUND SHAPES

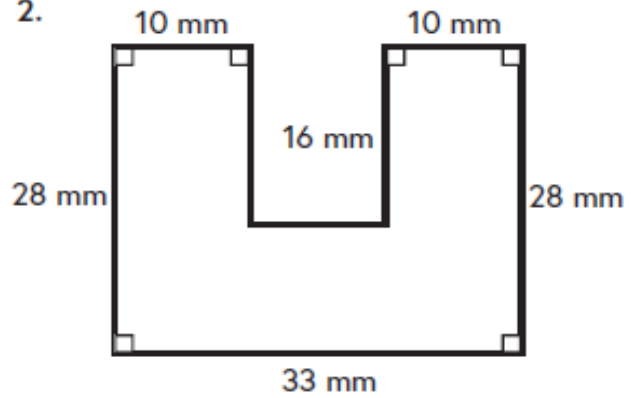
Name: _____ Date: _____

1.



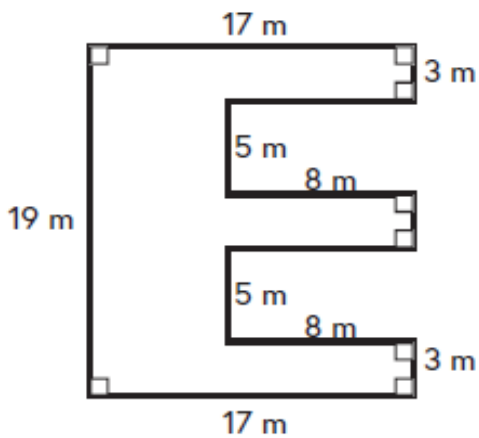
Formula _____
= _____
= _____

2.



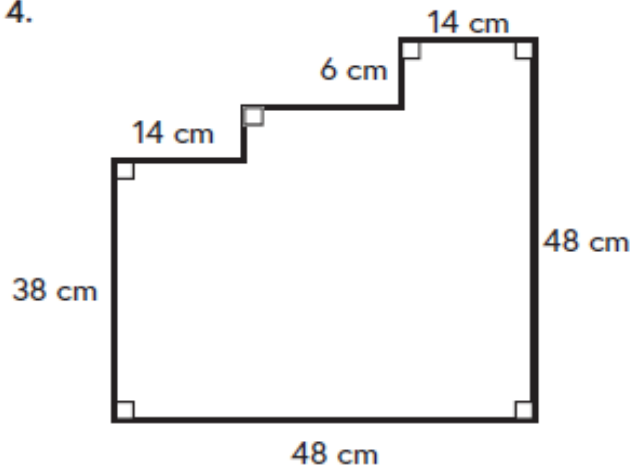
Formula _____
= _____
= _____

3.



Formula _____
= _____
= _____

4.



Formula _____
= _____
= _____