





















Stage 1 (Year 2) – Learning From Home – Week 3


	Monday	Tuesday	Wednesday	Thursday	Friday
Morning	<p><u>Fitness</u></p> <p>Follow video on striking (2): https://vimeo.com/421886213</p>  <p>OR</p> <p>Try to do each of these activities for <u>20 seconds without stopping</u>. Take a <u>10 second break</u>, then <u>repeat this twice more</u>.</p> <p>Activity One: Crab Kicks What: Sit on your bottom with your legs bent. Place your hands flat behind your bottom, pointing your fingers towards your heels, and push to lift your bottom off the ground. Kick one leg up in the air then place it down. Repeat with the other</p>	<p><u>Fitness</u></p> <p>Follow video on striking (3): https://vimeo.com/434549634</p>  <p>OR</p> <p>Try to do each of these activities for <u>20 seconds without stopping</u>. Take a <u>10 second break</u>, then <u>repeat this twice more</u>.</p> <p>Activity One: Crab Kicks What: Sit on your bottom with your legs bent. Place your hands flat behind your bottom, pointing your fingers towards your heels, and push to lift your bottom off the ground. Kick one leg up in the air then</p>	<p><u>Fitness</u></p> <p>Follow video on foot skills and passing: https://vimeo.com/448807142</p>  <p>OR</p> <p>Try to do each of these activities for <u>20 seconds without stopping</u>. Take a <u>10 second break</u>, then <u>repeat this twice more</u>.</p> <p>Activity One: Crab Kicks What: Sit on your bottom with your legs bent. Place your hands flat behind your bottom, pointing your fingers towards your heels, and push to lift your bottom off the ground. Kick one leg up in the air then</p>	<p><u>Fitness</u></p> <p>Follow video on bouncing and dribbling: https://vimeo.com/442258001</p>  <p>OR</p> <p>Try to do each of these activities for <u>20 seconds without stopping</u>. Take a <u>10 second break</u>, then <u>repeat this twice more</u>.</p> <p>Activity One: Crab Kicks What: Sit on your bottom with your legs bent. Place your hands flat behind your bottom, pointing your fingers towards your heels, and push to lift your bottom off the ground. Kick one leg up in the air then place it down. Repeat with</p>	<p><u>Fitness</u></p> <p>Follow video on skipping: https://vimeo.com/416347791</p>  <p>OR</p> <p>BONUS: Choose one of your favourite activities (Crab Kicks, Superman or Frog Jumps) and film a video of you demonstrating the exercise.</p> <p>Try to do each of these activities for <u>20 seconds without stopping</u>. Take a <u>10 second break</u>, then <u>repeat this twice more</u>.</p> <p>Activity One: Crab Kicks What: Sit on your bottom with your legs bent. Place</p>

<p>leg.</p>  <p>Modified: Keep your bottom on the ground, lift your knee to your chest, place it down, then lift your other knee to your chest and repeat.</p> <p>Activity Two: Superman What: Lay on your stomach with your arms and legs out straight. Lift your arms and legs off the ground like you are flying high in the sky like SUPERMAN!</p>  <p>Modified: Lift your arms off the ground only.</p> <p>Activity Three: Frog Jumps What: Get down on the ground like you are about to do a push up. Bring both knees into your elbows by jumping into a squat</p>	<p>place it down. Repeat with the other leg.</p>  <p>Modified: Keep your bottom on the ground, lift your knee to your chest, place it down, then lift your other knee to your chest and repeat.</p> <p>Activity Two: Superman What: Lay on your stomach with your arms and legs out straight. Lift your arms and legs off the ground like you are flying high in the sky like SUPERMAN!</p>  <p>Modified: Lift your arms off the ground only.</p> <p>Activity Three: Frog Jumps What: Get down on the</p>	<p>place it down. Repeat with the other leg.</p>  <p>Modified: Keep your bottom on the ground, lift your knee to your chest, place it down, then lift your other knee to your chest and repeat.</p> <p>Activity Two: Superman What: Lay on your stomach with your arms and legs out straight. Lift your arms and legs off the ground like you are flying high in the sky like SUPERMAN!</p>  <p>Modified: Lift your arms off the ground only.</p> <p>Activity Three: Frog Jumps What: Get down on the</p>	<p>the other leg.</p>  <p>Modified: Keep your bottom on the ground, lift your knee to your chest, place it down, then lift your other knee to your chest and repeat.</p> <p>Activity Two: Superman What: Lay on your stomach with your arms and legs out straight. Lift your arms and legs off the ground like you are flying high in the sky like SUPERMAN!</p>  <p>Modified: Lift your arms off the ground only.</p> <p>Activity Three: Frog Jumps What: Get down on the ground like you are about to do a push up. Bring both</p>	<p>your hands flat behind your bottom, pointing your fingers towards your heels, and push to lift your bottom off the ground. Kick one leg up in the air then place it down. Repeat with the other leg.</p>  <p>Modified: Keep your bottom on the ground, lift your knee to your chest, place it down, then lift your other knee to your chest and repeat.</p> <p>Activity Two: Superman What: Lay on your stomach with your arms and legs out straight. Lift your arms and legs off the ground like you are flying high in the sky like SUPERMAN!</p>  <p>Modified: Lift your arms off</p>
--	---	---	---	--





<p>position, keeping your hands on the ground. Get back into a push up position and repeat.</p>  <p>Modified: Bring one knee to the elbow, bring the other knee to the elbow then bring both feet back to push up position one at a time.</p>	<p>ground like you are about to do a push up. Bring both knees into your elbows by jumping into a squat position, keeping your hands on the ground. Get back into a push up position and repeat.</p>  <p>Modified: Bring one knee to the elbow, bring the other knee to the elbow then bring both feet back to push up position one at a time.</p>	<p>ground like you are about to do a push up. Bring both knees into your elbows by jumping into a squat position, keeping your hands on the ground. Get back into a push up position and repeat.</p>  <p>Modified: Bring one knee to the elbow, bring the other knee to the elbow then bring both feet back to push up position one at a time.</p>	<p>knees into your elbows by jumping into a squat position, keeping your hands on the ground. Get back into a push up position and repeat.</p>  <p>Modified: Bring one knee to the elbow, bring the other knee to the elbow then bring both feet back to push up position one at a time.</p>	<p>the ground only.</p> <p>Activity Three: Frog Jumps</p> <p>What: Get down on the ground like you are about to do a push up. Bring both knees into your elbows by jumping into a squat position, keeping your hands on the ground. Get back into a push up position and repeat.</p>  <p>Modified: Bring one knee to the elbow, bring the other knee to the elbow then bring both feet back to push up position one at a time.</p>
<p><u>English</u></p> <p>Reading Aloud</p> <p>Task - Included in this pack is a copy of The Paperbag Princess. Record yourself reading for a minute. You will be required to read for one minute everyday. Record and upload to Seesaw.</p> <p>Focus and assessment: Reading with expression</p> <ul style="list-style-type: none"> I consistently use 	<p><u>English</u></p> <p>Reading Aloud</p> <p>The Paperbag Princess</p> <p>Focus and assessment: Automatic word recognition</p>	<p><u>English</u></p> <p>Reading Aloud</p> <p>The Paperbag Princess</p> <p>Focus and assessment: Rhythm and Phrasing</p> <ul style="list-style-type: none"> I read in phrases, chunks, and sentence 	<p><u>English</u></p> <p>Reading Aloud</p> <p>The Paperbag Princess</p> <p>Focus and assessment: Smoothness</p> <ul style="list-style-type: none"> I read nearly all words accurately. I read smoothly with 	<p><u>English</u></p> <p>Reading: Read a book of your choice for 15 minutes.</p>



	<p>expression.</p> <ul style="list-style-type: none"> • I read with confidence. • I am natural-sounding and easy to understand. <p><u>Comprehension</u></p> <p>Try your best to answer each question in FULL sentences on the lines.</p> <ol style="list-style-type: none"> 1. What happened to Elizabeth's castle? 2. How did she find the dragon? 3. How did Princess Elizabeth defeat the dragon? 4. When she rescued Prince Ronald, was he happy? 5. What did Princess Elizabeth decide to do? 6. What makes a good friend? 7. How can you be a better friend? <p><u>Spelling:</u></p> <p>Read through the spelling words with the focus of the blend 'nk'. Practise writing them in Monday's column.</p>	<ul style="list-style-type: none"> • I read automatically • I read effortlessly. I read..... words per minute. <p><u>Comprehension</u></p> <p>Try your best to answer each question in FULL sentences on the lines.</p> <ol style="list-style-type: none"> 1. Elizabeth chases the dragon after it destroys her castle. What does this tell us about Elizabeth? 2. How would you describe the character of the dragon? 3. Why doesn't Elizabeth marry Ronald in the end? <p><u>Spelling:</u></p> <p>Complete Tuesday's column by writing all the nouns in blue, verbs in green and adjectives in orange.</p> <p>Choose another 2 activities to complete from the spelling grid.</p>	<p>units.</p> <ul style="list-style-type: none"> • I pay attention to intonation. (how I use my voice) • I pause at punctuation consistently and accurately. <p><u>Comprehension</u></p> <p>Try your best to answer each question in FULL sentences on the lines.</p> <ol style="list-style-type: none"> 1. Why do you think the book is called The Paper Bag Princess? What other titles could the author have chosen? 2. Elizabeth tricks the dragon in two different ways. Why does the dragon fall for her tricks? 3. Can you think of any other tricks Elizabeth could have played on the dragon if the first trick hadn't been enough? <p><u>Spelling:</u></p> <p>Complete Wednesday's column by writing the</p>	<p>minimal hesitation.</p> <ul style="list-style-type: none"> • I self- correct quickly. <p><u>Comprehension:</u></p> <p>Try your best to answer each question in FULL sentences on the lines.</p> <ol style="list-style-type: none"> 1. Elizabeth lost everything when the dragon attacked her castle and burned her wardrobe. How do you respond when you lose something important to you? 2. Because the dragon chose to show off, it didn't get to keep its captive (Ronald) or to eat Elizabeth. Have you ever missed out on something because you chose to show off? Is it ever a good idea to show off? 3. Did anything about this fairy tale surprise you? Bother you? Excite you? <p><u>Spelling:</u></p> <p>Complete Thursday's column by asking someone to give you a</p>	<p><u>Spelling:</u></p> <p>Complete Friday's column by asking someone to read out the words to you to see if you remember how to spell them.</p> <p>Choose another 2 activities to complete from the spelling grid.</p> <p><u>Handwriting:</u> Complete the handwriting sheet.</p> <p>Start by tracing over the letters then rewrite them on your own on the lines underneath. Make sure you look at the lines and form your letters using the correct formation. Don't forget to complete the last sentence.</p> <p>When you complete all the handwriting work, check through your handwriting and choose one as your best work for your teacher</p>
--	--	--	---	--	---









	<p>Check after you are done.</p> <p>Brainstorm other words that may contain 'nk'.</p> <p>Choose 2 activities to complete from the spelling grid.</p> <p><u>Handwriting:</u> Complete the handwriting sheet. Start by tracing over the letters then rewrite them on your own on the lines underneath. Make sure you look at the lines and form your letters using the correct formation. Don't forget to complete the last sentence.</p> <p>When you complete all the handwriting work, check through your handwriting and choose one as your best work for your teacher to mark.</p> <p>See 'Handwriting Instruction and Marking Criteria' sheet.</p> <p><u>Writing:</u> Compose Paragraph 1</p> <p>Task: View the online story called The Paperbag Princess (2nd reading)</p> <p>Introduce the characters, Using your ideas from the</p>	<p><u>Handwriting:</u> Complete the handwriting sheet. Start by tracing over the letters then rewrite them on your own on the lines underneath. Make sure you look at the lines and form your letters using the correct formation. Don't forget to complete the last sentence.</p> <p>When you complete all the handwriting work, check through your handwriting and choose one as your best work for your teacher to mark.</p> <p>See 'Handwriting Instruction and Marking Criteria' sheet.</p>	<p>blend in a different colour (except for yellow).</p> <p>Choose another 2 activities to complete from the spelling grid.</p> <p><u>Handwriting:</u> Complete the handwriting sheet. Start by tracing over the letters then rewrite them on your own on the lines underneath. Make sure you look at the lines and form your letters using the correct formation. Don't forget to complete the last sentence.</p> <p>When you complete all the handwriting work, check through your handwriting and choose one as your best work for your teacher to mark.</p> <p>See 'Handwriting Instruction and Marking Criteria' sheet.</p>	<p>pre-test. They may like to challenge you and mix up all of the words.</p> <p>Choose another 2 activities to complete from the spelling grid.</p> <p><u>Handwriting:</u> Complete the handwriting sheet. Start by tracing over the letters then rewrite them on your own on the lines underneath. Make sure you look at the lines and form your letters using the correct formation. Don't forget to complete the last sentence.</p> <p>When you complete all the handwriting work, check through your handwriting and choose one as your best work for your teacher to mark.</p> <p>See 'Handwriting Instruction and Marking Criteria' sheet.</p> <p><u>Writing:</u></p>	<p>to mark.</p> <p>See 'Handwriting Instruction and Marking Criteria' sheet.</p> <p><u>Writing:</u> Revise. Edit. Publish.</p> <p>Read over your sentences. Fix any errors. Use a dictionary to help with spelling.</p> <p>Publishing your work</p> <p>Type or rewrite your completed writing task and upload on to Seesaw</p> <p><u>Grammar:</u> Complete unfinished work</p>
--	--	---	--	---	---


<p>See 'Handwriting Instruction and Marking Criteria' sheet.</p> <p><u>Speaking Task-</u></p> <p>Watch: Where The Forest Meets The Sea. By Julia Zemiro.</p> <p>https://iview.abc.net.au/video/CK1908H017S00</p>  <p>Students prepare a talk about why it is the boy's favourite place.</p> <p>Draw your favourite place in the story and talk about why that was your favourite place.</p> <p><u>Writing:</u> 20-30 minutes</p> <p>Task: Retell the story of the Paperbag Princess in your own words.</p>	<p>story map heading: Characters, write full sentences introducing the characters of the story. Don't forget to use adjectives and better words for...(similes) eg instead of big-use enormous. You are allowed to borrow interesting words from the story.</p> <p>Compose Paragraph 2 Setting</p> <p>Give as much detail or information as you can to describe where the story is taking place. Make sure that you use the keywords you have written in your sentences.</p> <p>Grammar:</p> <ol style="list-style-type: none"> 1. Use a paperclip & pencil to spin the wheel to the left. Write the verb of the words in the table in the tense that you land on. 2. Write the past and future tense for the verbs written in the middle column. 	<p><u>Writing:</u> The Paperbag Princess</p> <p>Compose Paragraph 3</p> <p>What happened? What is the problem? Remember to use your own words.</p> <p>Compose Paragraph 4</p> <p>What else happened? Can you give me more information?</p> <p>Compose Paragraph 5 Solution and conclusion</p> <p>Who solved the problem? How was the problem solved? What is your opinion of Prince Ronald and Elizabeth? Who is the better person? Why do you say that?</p> <p>Grammar:</p> <ol style="list-style-type: none"> 1. Write the correct words that make up the contraction in the boxes. 2. Choose five contractions and write five sentences. 	<p>The Paperbag Princess</p> <p>Revise. Edit. Publish.</p> <p>Read over your sentences. Fix any errors. Use a dictionary to help with spelling.</p> <p>Publishing your work</p> <p>Type or rewrite your completed writing task and upload on to Seesaw.</p> <p><u>Grammar:</u></p> <ol style="list-style-type: none"> 1. Look at the word in the middle column and think of a synonym and antonym for each. 2. Draw a line to match. a word with its synonym and antonym. 3. Change the underlined word for either an antonym or a synonym, and circle it. 	
--	---	--	---	--

	<p>Monday</p> <p>Before you do that, look at the story map that you will use to plan your writing. Do not write anything until you are well-prepared.</p> <p>Plan- Using the story map, write down your ideas under each of the headings provided. Use only keywords and not sentences.</p> <p>View the online story called The Paperbag Princess by Robert Munsch and illustrated by Michael Martchenko. https://www.youtube.com/watch?v=sCobkTDLNTc</p> <p>Grammar: Help Elizabeth edit her description of The Dragon and draw a picture based on her description.</p>				
Break	Break	Break	Break	Break	Break

	<u>Mathematics</u>	<u>Mathematics</u>	<u>Mathematics</u>	<u>Mathematics</u>	<u>Mathematics</u>
Middle	<p>Maths mentals: Complete 'Daily 5 mental maths lessons 17-20 sheet. Try and do this without any help. The answers will be uploaded onto Seesaw on Friday for you to mark yourself.</p> <p>Number think board: Complete the number think board worksheet - the number today is '56'.</p> <p>Ordering numbers: https://www.youtube.com/watch?v=iOkM9Ox7QSE YouTube search: Comparing and Ordering Numbers to 1000</p> <p>QR Code for video:</p>  <p>Complete 'Ordering</p>	<p>Maths mentals: Complete 'Daily 5 mental maths lessons 21-24 sheet. Try and do this without any help. The answers will be uploaded onto Seesaw on Friday for you to mark yourself.</p> <p>Ordinal numbers: https://www.youtube.com/watch?v=BaO1E21Spkl YouTube search: Ordinal Numbers Mathematics Grade 1 Periwinkl</p> <p>QR Code for video:</p>  <p>Complete 'Delicious donuts - ordinal numbers to 10'</p> <p>Mangahigh: Login to www.mangahigh.com Complete the assigned</p>	<p>Maths mentals: Complete 'Daily 5 mental maths lessons 25-28 sheet. Try and do this without any help. The answers will be uploaded onto Seesaw on Friday for you to mark yourself.</p> <p>Number think board: Complete the number think board worksheet - the number today is '113'.</p> <p>Addition - Jump strategy: https://www.youtube.com/watch?v=SyZSbvy33m8 YouTube search: Jump strategy addition</p> <p>QR Code for video:</p>  <p>Complete 'Addition - Jump Strategy'</p>	<p>Maths mentals: Complete 'Daily 5 mental maths lessons 29-32 sheet. Try and do this without any help. The answers will be uploaded onto Seesaw on Friday for you to mark yourself.</p> <p>Capacity: Watch video on capacity: https://education.abc.net.au/home#!/media/29664/watch-at-holds-the-most-</p> <p>QR Code for video:</p>  <p>Complete the 'Measuring Capacity' (2 pages) worksheet.</p> <p>Capacity: the amount a container or something can hold.</p> <p>Mangahigh: Login to</p>	<p>Maths mentals: Complete 'Daily 5 mental maths lessons 33-36 sheet. Try and do this without any help. The answers will be uploaded onto Seesaw on Friday for you to mark yourself.</p> <p>Chance: Complete the 'Marble Chance' activity worksheet. Read each question carefully!</p> <p>Maths challenge: Use the 'maths challenge choice board' sheet and choose up to 5 activities to complete. Complete them on a piece of a paper/in your book and take a picture and upload it to Seesaw.</p>

	<p><i>Numbers</i> by ordering each set of numbers from least to greatest.</p> <p>Mangahigh: Login to www.mangahigh.com</p> <p>Complete the assigned activity: <i>"Putting whole numbers in order up to 100"</i></p>	<p>activity: <i>"Recognise ordinal numbers"</i></p>	<p>Mangahigh: Login to www.mangahigh.com</p> <p>Complete the assigned activity: <i>"Adding & subtracting up to 100 - Sundae Times Lite"</i></p>	<p>www.mangahigh.com</p> <p>Complete the assigned activity: <i>"Capacity"</i></p>	
Break	Break	Break	Break	Break	Break
Afternoon	<p><u>Science and Technology</u></p> <p>Physical Sciences: Talking about toys!</p> <p>YOU WILL NEED</p> <ul style="list-style-type: none"> • 3 different toys with moving parts. Why not get your favourite toys? • Paper, pencil • A device for taking a photo/video 	<p><u>PDHPE</u></p> <p>Read the book 'Grow Strong' by Cheri J. Meiners</p> 	<p><u>Creative Arts</u></p> <p>Footsteps:</p> <p>Follow the instructor and dance along to Kung-Fu Panda! Remember to record yourself and upload it on Seesaw!</p> <p>https://vimeo.com/435581186/1839ff357d</p>	<p><u>Geography</u></p> <p>LI: Finding places as we may get lost one day.</p> <p>SC: An address needs:</p> <ul style="list-style-type: none"> - Name - House number - Street name - Suburb or Town - State - Postcode 	<p>Catch up session for all incomplete tasks</p> <p>BONUS:</p> <p>Build a tower that can hold a book on top.</p> 

	<p>1. OBSERVE</p>  <p>Play with each toy for a few minutes.</p>  <p>What can you notice? How does the toy move?</p>  <p>What do you need to do to make each part of the toy move?</p> <p>2. AFTER OBSERVING</p>  <p>Draw/photograph at least one of the toys.</p>  <p>Add arrows and words like 'push' and 'pull' to your drawing or photo showing</p>	<p>https://bit.ly/36DULPa</p> <p>Answer the following questions:</p> <ul style="list-style-type: none"> - Write down 3 new words you have learnt from the book and discuss its meaning with your parents/carer. - What healthy habits can we adopt to ensure a healthy body? - Why is it important to keep our body healthy? (Challenge: Provide at least 3 reasons in your answer!) <p>Answers must be written in full sentences.</p>	 <p>Reflection:</p> <p>How did you go? Complete the self-reflection on your Kung-fu Panda dance.</p>	<p>Watch The Journey of a Letter: https://www.inquisitive.com/video/847-the-journey-of-a-letter</p>  <p>Look at the image of what a letter needs and decide which letters would be easily delivered: https://i.imgur.com/a2ow1sC.png</p>  <p>Record yourself and upload onto Seesaw (the teacher will not publicly share any personal information. This is solely for the purpose of learning about the importance of an address incase we get lost one day).</p> <ul style="list-style-type: none"> ● I can tell my teacher what my full home address is (remember to include what a 	
--	---	--	--	---	--

	<p>how they moved.</p> <p> Record a video of yourself playing with the toys and talking about how they move.</p> <p>Complete science 'wondering about how toys move' worksheet.</p>			letter needs).	
--	--	--	--	----------------	--



The Paperbag Princess by Robert Munsch

Elizabeth was a beautiful Princess. She lived in a castle and had expensive Princess clothes. She was going to marry a prince called Ronald. Unfortunately a dragon smashed her castle, burned all her clothes with his fiery breath and carried off Prince Ronald.

Elizabeth decided to chase the dragon and get Ronald back. She looked everywhere for something to wear but the only thing she could find that was not burned was a paper bag. So she put on the paper bag and followed the dragon. He was easy to follow because he left a train of burnt forests and horses bones.

Finally Elizabeth came to a cave with a large door that had a huge knocker on it. She took hold of the knocker and banged on the door. The dragon stuck his nose out of the door and said "Well a princess! I love to eat Princesses, but I have already eaten a whole castle today, I am a very busy dragon. Come back tomorrow."

He slammed the door so fast that Elizabeth almost got her nose caught.

Elizabeth grabbed the knocker and banging on the door again. The dragon stuck his nose out of the door and said "Go away. I love to eat Princesses but I have already eaten a whole castle today. I am a very brave dragon. Come back tomorrow."

"Wait" shouted Elizabeth "Is it true that you are the smartest and fiercest dragon in the whole world?" "Yes" said the dragon.

"Is it true" said Elizabeth "that you can burn up ten forests with your fiery breath?"

"Oh yes" said the dragon, and he took a huge, deep breath and breathed out so much fire that he burned up fifty forests.

"Fantastic" said Elizabeth, and the dragon took another huge breath and breathed out so much fire that he burned up one hundred forests. "Magnificent" said Elizabeth and the dragon took another huge breath, but this time nothing came out. The dragon didn't even have enough fire left to cook a meatball!

Elizabeth said "Dragon, is it true that you can fly around the world in just ten seconds?"

"Why, yes" said the dragon, and jumped up and flew all the way around the world in just ten seconds. He was very tired when he got back, but Elizabeth shouted "Fantastic, do it again."

So the dragon jumped up and flew around the whole world in just twenty seconds. When he got back he was too tired to talk, and he lay down and went straight to sleep. Elizabeth whispered, very softly, "hey dragon." The dragon didn't move at all. She lifted up the dragon's ear and put her head right inside. She shouted as loud as she could "hey, dragon!"

The dragon was so tired he didn't even move.

Elizabeth walked right over the dragon and opened the door to the cave.

There was Prince Ronald, He looked at her and said "Elizabeth, you are a mess! You smell like ashes, your hair is all tangled and you are wearing a dirty old paper bag. Come back when you are dressed like a real princess."

"Ronald." Said Elizabeth. "Your clothes are really pretty and your hair is very neat. You look like a real Prince but you are a bum." They didn't get married after all.



The Paper Bag Princess Comprehension

Monday



1. What happened to Elizabeth's castle?

2. How did she find the dragon?

3. How did Princess Elizabeth defeat the dragon?

4. When she rescued Prince Ronald, was he happy?

5. What did Princess Elizabeth decide to do?

6. What makes a good friend?

7. How can you be a better friend?



Spelling Words

- | | | |
|---------|-----------|---------------|
| 1. by | 6. pink | 11. shrink |
| 2. were | 7. think | 12. chipmunk |
| 3. each | 8. blank | 13. cufflink |
| 4. wink | 9. drink | 14. bankrupt |
| 5. sink | 10. thank | 15. hyperlink |

Extension

- | | |
|-------------|--------------|
| 1. Tokyo | 4. sport |
| 2. Olympics | 5. Australia |
| 3. medal | |

Activity Grid

Build your spelling words using Lego or blocks.	Put your spelling words in alphabetical order.
Using your spelling words, write the vowels in blue and the consonants in red.	Write out your spelling words in rainbow colours.
Use magazines or newspapers to cut out the letters you need to spell the spelling words.	Use chalk to write out your spelling words on cement.
Make up a clue about each word and quiz a family member. Write your clue and show your teacher.	Write each word forwards, then backwards. For example: wink, kniw
Write a creative story using 8 of your chosen spelling words. Make sure you underline the words.	Write each word going across and down, sharing the same first letter. For example: were e r e

Daily Spelling Practice


[illegible]

Handwriting Instruction & Marking Criteria

You will complete one handwriting piece each day this week. After you have completed your handwriting piece, check through your work and choose a best piece. Your teacher will mark your best piece using the following criteria:

	<u>Unsatisfactory</u>	<u>Needs Improvement</u>	<u>Satisfactory</u>	<u>Excellent</u>
<u>Letter Formation</u> Letters are drawn with straight lines and appropriate curves using NSW Foundation style.	Consistently forms all letters incorrectly.	Consistently forms most letters incorrectly.	Consistently forms most letters correctly.	Consistently forms all letters correctly.
<u>Usage</u> Letters are used correctly. Use capital letters where it is required.	Consistently makes usage mistakes.	Makes many usage mistakes.	Makes few usage mistakes.	Makes no usage mistakes.
<u>Sizing</u> Letters are sized appropriately. Capital letters are larger than lowercase letters and all lowercase letters are consistently in the same size.	Writes letters that are inappropriate sizes.	Rarely writes letters that are appropriate sizes.	Regularly writes letters that are appropriate sizes.	Always writes letters that are appropriate sizes.
<u>Line Awareness</u> Letters sit on the correct lines, they do not float on the line or hang below unless appropriate.	Writes without line awareness.	Rarely writes with line awareness.	Regularly writes with line awareness.	Always writes with line awareness.
<u>Neatness</u> Handwriting shows evidence of time and effort.	Show no evidence of time and effort.	Show some evidence of time and effort.	Show good evidence of time and effort.	Show great evidence of time and effort.

Monday



Cats make lovely friends.

They purr softly when they're

happy and like to chase mice.

Cats are


Story Map

Title _____

Characters



Setting



What else happened?

?

Problem



Solution



Wanted: The Dragon

Picture of The Dragon

Description

Can you help me find Dragon?

Dragon is green scaly skin, red plates along his back and tail, has an alligator belly, to small wings, and four scaly feet with eagle talons. He can breath fire which is extremely powerful as he burnt down my castle and my clothes. Don't be fooled by his intimidating looks though. He is easily flattered by saying he is the smartest and fiercest in the world. You can usually find him napping at a cave with a huge knocker on it.

Princess Elizabeth needs some help finding The Dragon. She has made a wanted poster but needs a special someone to help fix her mistakes. **Edit her description of The Dragon and draw a detailed picture of him.**

Lesson 17

Lesson 18

Lesson 19

Lesson 20

Date: _____

Date: _____

Date: _____

Date: _____

Expand 142.

____ + ____ + ____ = ____

Expand 763.

____ + ____ + ____ = ____

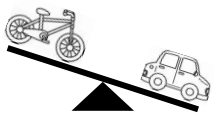
Expand 804.

____ + ____ + ____ = ____

Expand 1674.

____ + ____ + ____ + ____ = ____

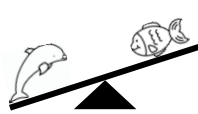
Which is heavier?



BIKE

CAR

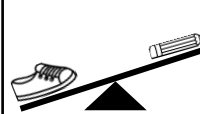
Which is heavier?



DOLPHIN

FISH

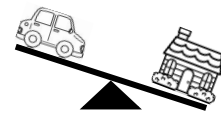
Which is lighter?



SHOE

PENCIL

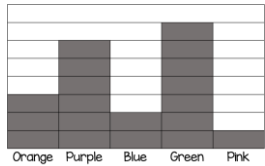
Which is lighter?



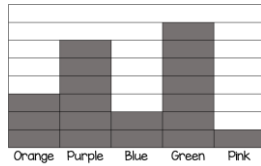
CAR

HOUSE

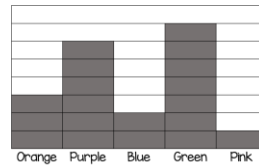
How many people like pink?



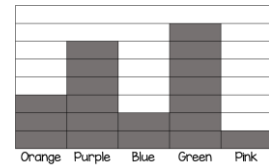
How many people like orange?



How many people like purple?



How many people like green?



How much?



How much?



How much?



How much?



$$2 \times 6 =$$

$$3 \times 4 =$$


$$10 \times 7 =$$

$$8 \times 5 =$$

NUMBER THINK BOARD

Write the number in words

+



Show the number in tens and ones

Before & After

What comes next? Keep counting on...

tens _____ ones _____

Name: _____

Ordering Numbers

Order each set of numbers below from least to greatest.

11, 10, 14 _____, _____, _____	85, 75, 90 _____, _____, _____
31, 24, 38 _____, _____, _____	67, 71, 74 _____, _____, _____
41, 40, 44 _____, _____, _____	21, 28, 20 _____, _____, _____
41, 46, 84 _____, _____, _____	52, 65, 54 _____, _____, _____
32, 30, 31 _____, _____, _____	47, 48, 51 _____, _____, _____

Kimberly Anderson

Name: _____

Ordering Numbers

Order each set of numbers below from least to greatest.

131, 107, 114 _____, _____, _____	285, 275, 290 _____, _____, _____
310, 244, 308 _____, _____, _____	167, 171, 174 _____, _____, _____
414, 404, 440 _____, _____, _____	281, 285, 280 _____, _____, _____
141, 146, 144 _____, _____, _____	525, 552, 514 _____, _____, _____
320, 302, 315 _____, _____, _____	478, 487, 481 _____, _____, _____

Kimberly Anderson

Lesson One: Talking about Toys!

Wondering about how toys move



Make a list of words to describe how the toys moved and what you did to help them move.



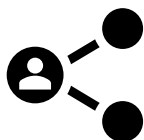
Complete the sentence

What I think I know about pushes and pulls is...



Complete the sentence

What I'm interested in finding out about is...



Share drawings of your toys and your 'Wondering about how toys move' with your teacher, classmates and family.



The Paper Bag Princess Comprehension

Tuesday



1. Elizabeth chases the dragon after it destroys her castle. What does this tell us about Elizabeth?

2. How would you describe the character of the dragon?

3. Why doesn't Elizabeth marry Ronald in the end?


Tuesday

Dogs make very loyal friends.

They like fetching sticks and balls.

They love it when you pet them.

Dogs are

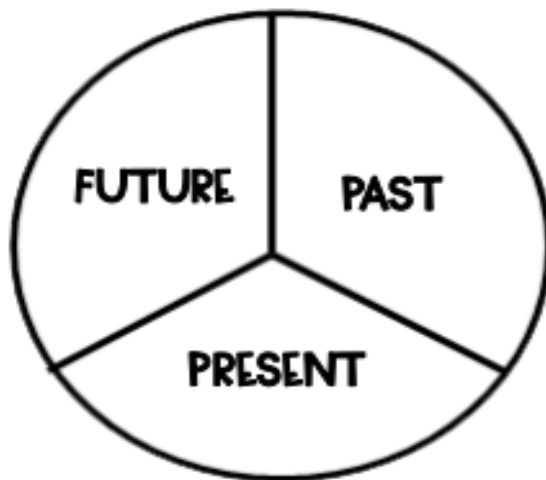


Verb Tenses



We use different tenses of verbs in sentences depending on when they took place. We have past, present & future tense verbs. Such as; I clapped (past), I am clapping (present) & I will clap (future)

1. Use a paperclip & pencil to spin the wheel to the left. Write the verb in the tense that you land on when completing the task below



build	➔	
drink	➔	
cry	➔	
bake	➔	
enter	➔	

2. Write the past and future tense for the verbs written in the middle column below

PAST I	PRESENT I am	FUTURE I will
ran	running	will run
	hopping	
	singing	
	calling	
	dancing	
	yelling	
	jumping	
	laughing	

DAILY 5 Mental Maths

Lessons 21-24

Lesson 21

Lesson 22

Lesson 23

Lesson 24

Date:

Date:

Date:

Date:


Write the numeral for six.

Write the numeral for fourteen.

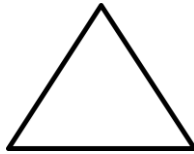
Write the numeral for ninety three.

Write the numeral for one hundred and forty two.


Name this shape.



Name this shape.



Name this shape.



Name this shape.



Draw tally marks to show the number 5.



Draw tally marks to show the number 16.



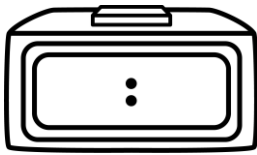
Draw tally marks to show the number 21.



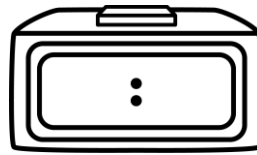
Draw tally marks to show the number 12.



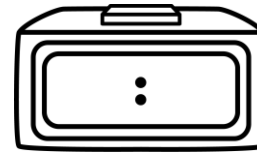
What's the time?



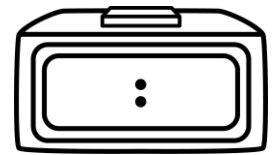

What's the time?



What's the time?



What's the time?



Greater than or less than?

8 6

Greater than or less than?

24 39

Greater than or less than?

52 48

Greater than or less than?

88 71

DELICIOUS DONUTS

ORDINAL NUMBERS TO 10

Fill in the boxes with the correct ordinal number. Follow the instructions below.



1. Colour the 4th donut red.
2. Give the 7th donut rainbow sprinkles.
3. Draw a blue square around the 5th donut.
4. Colour the 10th donut with purple stripes.
5. Give the 2nd donut pink sprinkles.
6. Colour the 9th donut green.
7. Draw an orange circle around the 8th donut.
8. Colour the 1st donut yellow.
9. Colour the 3rd donut with light blue stripes.
10. Colour the 6th donut with your favourite colour.





The Paper Bag Princess Comprehension

Tuesday




1. Why do you think the book is called *The Paper Bag Princess*? What other titles could the author have chosen?

2. Elizabeth tricks the dragon in two different ways. Why does the dragon fall for her tricks?

3. Can you think of any other tricks Elizabeth could have played on the dragon if the first trick hadn't been enough?

Fish live underwater.



Some people have fish that


live in tanks in their homes.

Fish are

I'm **Beary** Good with **Contractions**



Directions: Read the contraction in each row.
Cut and paste the words that make up the
the contraction.



		didn't?
--	--	---------

		he's?
--	--	-------

		I'm?
--	--	------

		isn't?
--	--	--------

		can't?
--	--	--------

		who's?
--	--	--------

		I'll?
--	--	-------

		don't?
--	--	--------

		she's?
--	--	--------

		hadn't?
--	--	---------

		it's?
--	--	-------

did	it
-----	----

is	not
----	-----

not	I
-----	---

not	is
-----	----

is	I
----	---

who	not
-----	-----

do	he
----	----

am	is
----	----

she	is
-----	----

not	had
-----	-----

will	can
------	-----

DAILY 5 Mental Maths

Lessons 25-28

Lesson 25

Lesson 26

Lesson 27

Lesson 28

Date:

Date:

Date:

Date:

Write the numeral for six hundred and twenty five.

16

ODD

EVEN

29

ODD

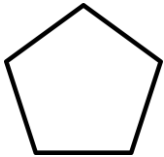
EVEN

32

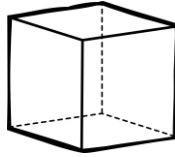
ODD

EVEN

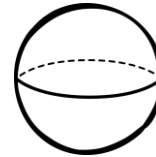
Name this shape.



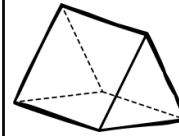
Name this shape.



Name this shape.



Name this shape.



Draw tally marks to show the number 9.



What's the chance of pulling a green marble from the jar?



IMPOSSIBLE

UNLIKELY

LIKELY

CERTAIN

What's the chance of pulling a pink marble from the jar?




IMPOSSIBLE

UNLIKELY

LIKELY

CERTAIN

What's the chance of pulling an orange marble from the jar?



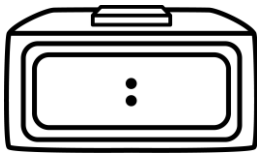

IMPOSSIBLE

UNLIKELY

LIKELY

CERTAIN

What's the time?



How many days are in...

1 week?




How many days are in...

1 year?




How many days are in...

a fortnight?



Greater than or less than?

132



501

What is $\frac{1}{2}$ of 20?


What is $\frac{1}{2}$ of 8?

What is $\frac{1}{2}$ of 30?

NUMBER THINK BOARD

Write the number in words

Use the number to create some number sentences



Show the number in hundreds,
tens and ones

What number is...

one more _____ one less _____

ten more _____ ten less _____

hundreds _____ tens _____ ones _____

One hundred _____ One hundred _____
more less

Name: _____

Addition - Jump Strategy

$36 + 26 = \square$ 

$28 + 17 = \square$ 
















$54 + 38 = \square$ 

$43 + 33 = \square$ 

$77 + 24 = \square$ 

$64 + 27 = \square$ 


Kung Fu Panda

Today I tried my best			
I like dancing			
I was a good listener in dance			
I did what the teacher asked			
I put my hand up when I answered a question			



The Paper Bag Princess Comprehension

Thursday




1. Elizabeth lost everything when the dragon attacked her castle and burned her wardrobe. How do you respond when you lose something important to you?

2. Because the dragon chose to show off, it didn't get to keep its captive (Ronald) or to eat Elizabeth. Have you ever missed out on something because you chose to show off? Is it ever a good idea to show off?

3. Did anything about this fairy tale surprise you?
Bother you? Excite you?

Thursday



An octopus has eight legs.

They don't have any bones but

their mouth is hard like a beak.

An octopus



Synonyms & Antonyms



A **Synonym** is a word that means exactly or nearly the same as another word such as; friend- mate, pal, buddy etc. An **Antonym** is a word opposite in meaning to another such as; hot& cold, good & bad.

1. Look at the word in the middle column and think of a synonym and antonym for each.

Synonym Same		Antonym Different
big	large	small
	skinny	
	delicious	
	fast	
	thick	
	shiny	
	tired	
	nasty	

2. Draw a line to match a word with it's **SYNONYM**

big	little
pretty	beautiful
happy	nasty
start	large
small	begin
mean	joyful

3. Draw a line to match a word with it's **ANTONYM**

small	hard
smooth	close
soft	big
sour	rough
light	dark
far	sweet

4. Change the underlined word for either an antonym or a synonym, and circle it.

Have you <u>lost</u> your hat?		antonym / synonym
School starts too <u>early</u> .		antonym / synonym
The elephant was very <u>big</u> .		antonym / synonym
The girl was always <u>happy</u> .		antonym / synonym.

DAILY 5 Mental Maths

Lessons 29-32

Lesson 29

Lesson 30

Lesson 31

Lesson 32

Date:

Date:

Date:

Date:

157

ODD


EVEN

1984

ODD

EVEN

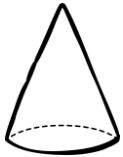
What is 10 less than 20?



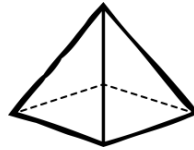
What is 10 less than 60?



Name this shape.




Name this shape.



What month comes before February?

What month comes before May?

What's the chance of pulling a blue marble from the jar?




IMPOSSIBLE

UNLIKELY

LIKELY

CERTAIN

What's the chance of pulling a green marble from the jar?



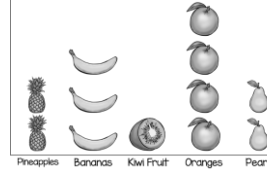
IMPOSSIBLE

UNLIKELY

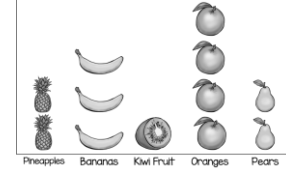
LIKELY

CERTAIN

How many pears are in the fruit salad?



How many bananas are in the fruit salad?



How many days are in...

September?




How many days are in...

January?



Which object has a greater capacity?



BOTTLE

GLASS

Which object has a greater capacity?



BATH

POND


What is $\frac{1}{2}$ of 10?

What is $\frac{1}{2}$ of 40?

How much would it cost to buy 5 cupcakes?



How much would it cost to buy 2 lollipops?




MEASURING CAPACITY

CAPACITY

What could you use to measure the capacity of an object?

Colour in the tools you could use.



Draw 3 things that hold LESS
than a jug.

Draw 3 things that hold MORE
than a jug.

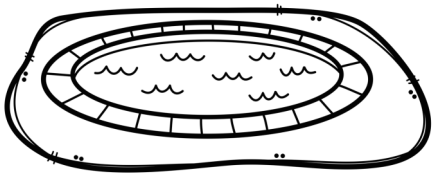



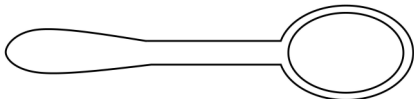





What words do we use to describe capacity? Colour them in.

heavy	shortest	light
quick	full	short
empty	slow	long

WHICH ONE?

Colour the object that holds more.

	or	
	or	
	or	
	or	

Investigation: Find two containers in the classroom, see which container holds more.

Draw the two containers, circle the container that holds more.

--	--

How could you test this _____



9

Address the letter to yourself.

(Name) _____

(House number and street name) _____

(Suburb or town) _____ (State) _____

POSTCODE

--	--	--	--	--

Posting a letter seems easy, you just have to write the address on the envelope and put it in the post box.

But a lot happens to the letter after you post it and before the other person receives it.

5

Watch the video *The Journey of a Letter*.

In a **small group**, look at what a letter needs and decide which letters would be easily delivered.



N Kumar
24 King Street
Richmond



B Chen
Sydney NSW



2 0 0 0

A Nguyen
10 Chapel Street
Queensland



4 0 0 0

A letter needs:

- ★ a person's name
- ★ a house or unit number
- ★ a street name
- ★ a suburb or town
- ★ a state
- ★ a postcode

V Lee
2 Green Street
Humpty Doo NT



0 8 3 5

J Smith
Perth



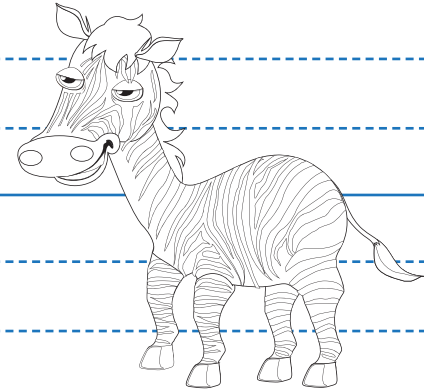
6 0 0 0

Friday

Zebra's are part of the horse

family. They are covered in

black and white stripes.



Zebra's are

Lesson 33

Lesson 34

Lesson 35

Lesson 36

Date:

Date:

Date:

Date:

What is 10 less than 80?

What is 10 less than 95?

What is 10 less than 120?

Which is the largest number?

(A)	36
(B)	4
(C)	71

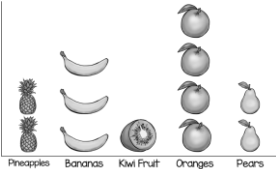
What month comes between February and April?

What month comes after November?

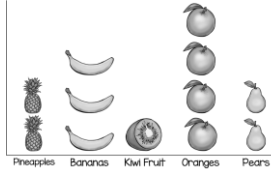
What month comes before July?

Name a 3-sided shape.

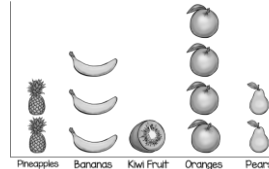
How many pineapples are in the fruit salad?



How many kiwi fruit are in the fruit salad?




How many oranges are in the fruit salad?



Has this data been tallied correctly?

FOOD	NUMBER	
Cupcakes	2	YES
Ice-Creams	3	NO
Lollipops	1	

Which object has a greater capacity?



BOTTLE
CAN

Which object has a greater capacity?



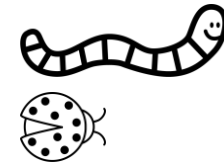
JUG
POOL

Which object has a greater capacity?



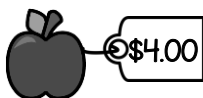
GLASS
TEASPOON

Which is longer?



WORM
LADYBUG

How much would it cost to buy 3 apples?



How much would it cost to buy 2 lollies?




How much would it cost to buy 4 ice-creams?



$$6 \div 2 =$$

Marble chance

Colour each marble so that the chance of picking that colour out of the jar is as follows:



Red: likely

Yellow: unlikely

Orange: likely

Blue: impossible

Green: likely

Pink: equal chance as orange

Which colour are you mostly likely pick out?

Which colour are you most unlikely to pick out?

Which colour is impossible to pick out?

MATHS CHOICE BOARD

Use playdough to create 3D models. E.g cone, cube.	Describing duration: List things that take minutes, hours, days and weeks to complete.	Write an addition word problem The answer must equal your age.	What is more common heads or tails? Test it out by flipping a coin 50 times and recording the data in a table.
Go on a 3D object hunt. List items in your house that are real-life 3D objects.	What takes longer? Brushing your teeth or eating your breakfast.	Choose five items of food from the pantry. Order them from heaviest to lightest.	Draw a picture using as many 2D shapes as you can. Make sure you colour your picture in.
Roll two dice and add up their total. What is the highest number you can roll?	Estimate (guess) how many toys are in your toy box. Now check to see if you were close to your estimation.	Grab a collection of building blocks or Lego. Divide these into three equal groups. How many does each group get?	Use the kitchen scales to weigh the ingredients your parent is using whilst cooking.
Find five objects in your house that you estimate are longer than 30cm's. Measure their exact length and see if your estimation was correct.	Create a calendar of the current month. Make sure to label the dates, days and any important events. Hang it up on the fridge when it is complete.	Is there any change around the house or in a parents wallet? Ask if you can count it. You will need to tell them how much money there is altogether.	Blindfold someone and give them directions to reach the front door without hitting any walls. Be very descriptive with your directions.