
















St Johns Park Public School Year 4 (Term 3 Week 10 - 2021)

	Monday	Tuesday	Wednesday	Thursday	Friday
Morning	<p>Fitness</p> <p>Watch the 'Toilet roll target' video: https://youtu.be/NatailJE</p> <p>Education LIVE Tune in to Education LIVE at 10am for the live stream.</p> <p>https://education.nsw.gov.au/teaching-and-learning/learning-from-home/learning-at-home</p> <p>English</p> <p>Reading and Viewing</p> <p>INDEPENDENT TASK Read 'Carved in Stone' text provided.</p> <p>Then answer the questions on the answer sheet provided.</p>	<p>Fitness</p> <p></p> <ul style="list-style-type: none"> 15 push-ups 15 burpees 10 high knees 15 squats <p>Repeat these steps 2 times.</p> <p>Education LIVE Tune in to Education LIVE at 10am for the live stream.</p> <p>https://education.nsw.gov.au/teaching-and-learning/learning-from-home/learning-at-home</p> <p>English</p> <p>Reading and Viewing Login to Seesaw and complete the 'Storytelling with Drawings' activity assigned.</p> <p>Writing & Representing Complete the activity 'Famous Failures' in</p>	<p>Today is:</p> <p>DEVICE FREE DAY (Refer to the flyer)</p> <p style="text-align: center;">D E V I C E F R E E D A Y</p>	<p>Fitness</p> <p>Watch the 'Teddy Bear Challenges' video: https://youtu.be/whPpt1aKMtA</p> <p>Education LIVE Tune in to Education LIVE at 10am for the live stream.</p> <p>https://education.nsw.gov.au/teaching-and-learning/learning-from-home/learning-at-home</p> <p>English</p> <p>Reading and Viewing Read or listen to the story 'The Dog Without a Name' https://bit.ly/3kzYdBB</p> <p>Scroll down to the bottom of the link and complete the 8 questions.</p>	<p>Fitness</p> <ul style="list-style-type: none"> 15 push-ups 15 burpees 10 high knees 15 squats <p>Repeat these steps 2 times.</p> <p>Education LIVE Tune in to Education LIVE at 10am for the live stream.</p> <p>https://education.nsw.gov.au/teaching-and-learning/learning-from-home/learning-at-home</p> <p>English</p> <p>Reading and Viewing Login to Seesaw and complete the 'Listening to Stories: "Please please The Bees"' activity assigned.</p>

	<p>You will receive your comprehension questions on Zoom at 11am with your classroom teacher.</p> <p><u>Speaking and Listening</u></p> <p>Login to Seesaw and complete the assigned ‘Lost in Space’ activity.</p> <p><u>Writing & Representing</u></p> <p>Login to Seesaw and complete the assigned ‘Create Your Own Comic’ activity.</p>	<p>Seesaw.</p> <p><u>Speaking and listening</u></p> <p>Recommend strategies to support someone who has experienced failure in their life. Video record yourself and post it in Seesaw.</p> <p><u>Sport</u></p> <p>Watch the following video from ‘FitFutures’</p> 	<p>D E V I C E F R E E D A Y</p>	 <p><u>Writing & Representing</u></p> <p>Draw a picture of Jack and Bella in their new garden from the story ‘The Dog Without a Name’. Describe your picture in a paragraph. Remember to revise and edit your paragraph.</p> <p><u>Speaking and Listening</u></p> <p>If you could ask Jack 3 questions, what would you ask him? Record yourself and post it in Seesaw.</p>	<p><u>YEAR 4 Grade Zoom 11-12pm</u></p> <p>A zoom link will be sent to you in Seesaw from your teacher.</p>
Break	<p>Reading Eggs</p> 	<p>Reading Eggs</p> 	<p>Reading Eggs</p> 	<p>Reading Eggs</p> 	<p>Reading Eggs</p> 
	<p>Sign in to Reading Eggs and complete an activity of your choice.</p>	<p>Sign in to Reading Eggs and complete an activity of your choice.</p>	<p>Sign in to Reading Eggs and complete an activity of your choice.</p>	<p>Sign in to Reading Eggs and complete an activity of your choice.</p>	<p>Sign in to Reading Eggs and complete an activity of your choice.</p>
	<p>Break</p>	<p>Break</p>	<p>Break</p>	<p>Break</p>	<p>Break</p>

Middle	<p>Mathematics Mentals Complete Maths Mentals (15 questions)</p> <p>Mascot Maker Design a Mascot for the 2032 Brisbane Olympics. Sketch the top, front and side view of your Mascot. Take a photo and post it in Seesaw.</p>	<p>Mathematics Mentals Complete Maths Mentals (15 questions)</p> <p>Mascot Maker Once you have designed your mascot, make it using recycled materials from around your house such as cardboard, foil and glad wrap. Give your mascot a name. Decorate your mascot using a number pattern of your choice. Take a photo and post it in Seesaw.</p>	<p>D E V I C E F R E E D A Y</p>	<p>Mathematics Mentals Complete Maths Mentals (15 questions)</p> <p>Mascot Maker Create a column graph to represent the various materials you used or shapes you used to design your Mascot. Remember to include the following:</p> <ul style="list-style-type: none"> • heading for your graph • horizontal line (number of materials/shapes) • Vertical line (list each type of item) • Neat columns that go upwards 	<p>Mathematics Mentals Complete Maths Mentals (15 questions)</p> <p>Visual Arts - Cat-toons Click on the link and follow drawing cartoons using character cats as subjects. https://bit.ly/2WDoeYi</p>
Break	 <p>https://bit.ly/3m2GzbD Log onto MANGAHIGH and complete an activity.</p>	 <p>https://bit.ly/3m2GzbD Log onto MANGAHIGH and complete an activity.</p>	 <p>https://bit.ly/3m2GzbD Log onto MANGAHIGH and complete an activity.</p>	 <p>https://bit.ly/3m2GzbD Log onto MANGAHIGH and complete an activity.</p>	 <p>https://bit.ly/3m2GzbD Log onto MANGAHIGH and complete an activity.</p>
	Break	Break	Break	Break	Break

<p>Afternoon</p>	<p><u>Creative Arts – Dance</u> Watch and follow the 'Levels' dance video by Footsteps. https://vimeo.com/580679609/6bc0a0dac0</p> <p><u>Creative Arts – Dance</u> Create a dance routine Continue creating your own dance routine.</p>	<p><u>Science and Technology</u></p> <p>Topic: 'Forces Near and Far: 'Independent Task' (ST2-9PW)</p> <p>Complete the Science activity from the 'Activities' section on Seesaw.</p> <p><u>Creative Arts – Dance</u> Record your dance routine and upload it in Seesaw.</p>	<p style="text-align: center;">D E V I C E F R E E D A Y</p>	<p><u>PDHPE</u></p> <p>Topic: 'Cybersmart Forever' Today you will be completing an Independent Task on Google Forms. This independent task will reflect what you have learnt during PDHPE lessons this term.</p> <p>Your teacher will be providing you with a QR Code or link in Seesaw in the morning.</p> <p><u>27 POP-UP CARDS FOR ANY OCCASION</u> https://bit.ly/3mIFXOo</p> 	<p>END OF TERM CELEBRATION WITH FREETIME !!! THANK YOU FOR ALL YOUR HARD WORK AND EFFORT THIS TERM. ENJOY YOUR TWO WEEKS HOLIDAYS</p> <p>MAKE SURE YOU STAY SAFE :)!</p> 
-------------------------	---	--	---	---	--

Independent Task-Comprehension

Carved in Stone — PART 1

The old, crumbling, sandstone house rose out of the gloom. In the distance, thunder crackled and intermittent flashes of lightning lit up the falling roof and broken shutters. Two children moved cautiously toward the heavy, wooden door. Jo peered through the large keyhole. The room was bare. In the brief flashes, she saw a large, carved wooden trunk in the middle of the room. It had a curved lid and shiny, brass latches. She felt strangely excited. Tommy tugged her arm and whispered, “What is it? What can you see?”

“An old, wooden trunk, just as the gypsy said,” answered Jo. “Take a look.”

Tommy gazed through the keyhole and shivered. Long, draping cobwebs hung from the high corners of the room and a damp, decaying smell filled his nostrils. He looked back down the silent path that led to the old iron gate. All was still and quiet. Long ribbons of mist snaked through the trees and swirled around the forlorn, old house. He felt uneasy as if unseen eyes were watching them.

Jo nudged Tommy. “C’mon, let’s go take a look,” she whispered. Hardly daring to breathe, Tommy turned the large iron knob. The door creaked slowly inwards. The children stepped inside the room cautiously. The breeze sent the cobwebs trembling. They tiptoed towards the old trunk. Jo brushed her hand over the curved lid, sending dust dancing in the air.

Suddenly, the door slammed shut and a key was turned in the lock. The sound echoed through the empty room. The children looked at each other in horror as footsteps faded into silence. They rushed to the door and tried to tug it open, but it wouldn’t budge

...



Week 10 Seesaw Activity - Monday

Lost in Space



Gary Reimann



Assign

Student Instructions

Lost in Space.

Imagine that you are living in a space station high above Earth. All of a sudden, the space station malfunctions and you have to evacuate. You are only allowed to take 5 items with you.

Which items would you choose?

Explain why you chose those five items.

1. Select the Add response button to start the activity.
2. On each page add a picture by or the function for each item you selected.
3. Use the to explain your reasoning behind each of your selected items.
4. If you run out of time use the function or if you want me to look at your answers then use the function.

Play Instructions (1:05)

English Language Learners, Home Learning, Speech, 5th, 4th, 6th

5 teachers like this

Compatible with: Chromebooks, computers, iPads, iPhones, Android tablets, Android

Students will edit this template



Create your Own Comic



Sophia Garcia-Smith



Assign

Student Instructions

Create Your Own Comic

Click on the Add

Use the to draw pictures for your comic- remember you want to tell a story.

Use the to add some dialog

Then tap the and tell me what is happening in your comic

Monday

1. $31 + 40 =$ _____

2. $57 - 9 =$ _____

3. $64 - 7 =$ _____

4. $6 \times 9 =$ _____

5. $6 \div 6 =$ _____

6. Is 2686 an odd or even number? _____

7. Complete this counting pattern:

46, 49, 52, 55, _____, _____, _____

8. What is the sum of 92 and 98? _____

9. What is the product of 2 and 5? _____

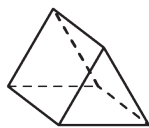
10. 20 cents + 50 cents + \$2.00 = _____

11. 5 cents + \$1.00 + \$2.00 = _____

12. How many minutes from 3 am to 1 pm? _____

13. How many days is 144 hours? _____

14. What is the name of this 3D object?



15. Which star has the lowest chance of being selected? Black or white? _____



Tuesday

1. $64 + 55 =$ _____

2. $18 - 6 =$ _____

3. $14 - 2 =$ _____

4. $8 \times 3 =$ _____

5. $24 \div 8 =$ _____

6. Write the numeral for six thousand, five hundred and thirty-four: _____

7. Complete this counting pattern:

11, 21, 31, 41, _____, _____, _____

8. What is the sum of 9, 3 and 5? _____

9. Divide 36 by 9. _____

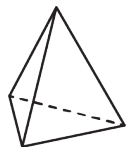
10. 20 cents + \$1.00 + \$2.00 = _____

11. 10 cents + 50 cents + \$2.00 = _____


12. How many days is 168 hours? _____

13. How many hours from 9 am to 12 pm? _____

14. What is the name of this 3D object?




15. Which circle has the highest chance of being selected? Black or white? _____



Week 10 Seesaw Activity - Tuesday

Storytelling with Drawings



Assign

Student Instructions

Storytelling with Drawings

Choose a drawing and use your imagination to tell a story.

1. Tap the add button.
2. Take a photo of your drawing.
3. Tap the mic to record your story.
4. Tap the check to add to your journal.

▶ Play Instructions (0:13)

Teacher Notes (not visible to students)

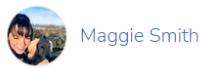
Storytelling puts the whole brain to work. It supports creativity, empathy, sequencing and story structure knowledge. Drawing improves visual literacy skills, vocabulary, and overall comprehension.

Suggested Scaffolds for ELLs:

- Provide a paragraph frame to help students organize their story with a beginning, middle, and end.
- Pre-teach vocabulary for telling a story, such as transition words.
- Provide a photograph for students to respond to instead of a

English Language Arts, English Language Learners, Home Learning, 3rd, 5th, 4th

Famous Failures



Maggie Smith



Assign

Student Instructions

Famous Failures - growth mindset/resilience

"If you have never failed, you have never tried anything new"

We can learn a lot from mistakes and failure. Having resilience is very important because not giving up and practise always help us to improve.

Watch the video clip about famous failures: <https://www.youtube.com/watch?v=zLYECJmnQs&feature=youtu.be>

Who is your favourite 'famous failure'? Choose someone to research and create a fact file on them.

Health, Social Emotional Learning, 3rd, 5th, 4th

1765 teachers like this

Compatible with: Chromebooks, computers, iPads, iPhones, Android tablets, Android phones, Kindle Fire

Students will edit this template



Thursday

1. $75 + 56 =$ _____

2. $46 - 4 =$ _____

3. $15 - 8 =$ _____

4. $63 \div 7 =$ _____

5. $10 \times 5 =$ _____

6. Write these numbers in descending order: 2098, 6813, 847, 44, 6183, 1085.

7. Complete this counting pattern:

82, 91, 100, 109, _____, _____, _____

8. 63 minus 39 equals: _____

9. Share \$6 between 6 children. _____

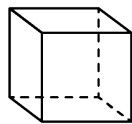
10. 50 cents + 20 cents + 20 cents = _____

11. 50 cents + 20 cents + \$1.00 = _____


12. How many minutes is 240 seconds? _____

13. How many hours from 12 am to 12 pm? _____

14. How many faces does a cube have?



15. Which circle has the lowest chance of being selected? Black or white? _____



Friday

1. $47 + 36 =$ _____

2. $84 - 8 =$ _____

3. $78 + 61 =$ _____

4. $8 \times 6 =$ _____

5. $100 \div 2 =$ _____

6. Is 5438 an odd or even number? _____

7. Complete this counting pattern:

10, 18, 26, 34, _____, _____, _____

8. If 115 trucks are parked, 52 are silver and the rest are purple, how many are purple? _____

9. Share \$8 between 4 children. _____

10. $\$2.00 + 20 \text{ cents} + \$1.00 =$ _____

11. 20 cents + 10 cents + 50 cents = _____

12. How many days is 144 hours? _____

13. How many minutes from 6 am to 12 pm? _____

14. A square-based pyramid has _____ corners.




15. Which star has the highest chance of being selected? Black or white? _____



Week 10 Seesaw Activity- Friday

Listening to stories: "Please Please the Bees"



Assign

Student Instructions

Listening to stories: "Please Please The Bees"

1. 🎧 Listen to the story "Please Please The Bees" by clicking on the link.
2. 🗣️ Talk about why the bees went on strike and how that changed the Bear's daily schedule.
3. 💡 Think about how Bear changed his behavior to respect the bees and show his appreciation for their hard work.
4. 📝 Write a thank-you letter to a person in your life that works hard to make your life "sweet!". Use complete sentences.
5. ➕ Tap to add to your journal.
6. 📷 Take a picture of your letter and use the 🗣️ to read aloud.
7. ✅ Tap the green check to add to your journal.

Optional math extension: Figure out how many jars of honey the bees left for the bear. Remember the bees left him 3 jars each day. How many jars did he receive in 2 days? How many jars did he receive in 1 week? In 1 month? You can draw pictures to help you figure out the number of jars.

Teacher Notes (not visible to students)

CCSS.ELA-LITERACY.RL.1.1

Ask and answer questions about key details in a text.

CCSS.ELA-LITERACY.SL.1.2

Ask and answer questions about key details in a text read aloud or information presented orally or through other media.

▶ Play Instructions (0:54)